



Keystone RV Laredo Fifth Wheels



The Keystone Laredo fifth wheels combine performance and durability to bring you the "Best in Class". With interior beauty and conveniences usually found only in the upscale brands, you'll find that Laredo has taken luxury to new heights with their latest models.

The Laredo models have been designed for those travelers who do not want to be burdened with the weight and size of a larger RV. Those who want to be able to tow with ease, settle quickly into the scenic haven of their choice and proceed to live, relax, and entertain just the way vacationing is meant to be.

With any Keystone Laredo you are assured an RV based on performance, one that is dedicated to comfort and luxury, and features many extra touches that make you feel pampered. For all of you looking to take a step up, select a "Best in Class" Laredo fifth wheel for your very own luxury RV!

2010 Laredo 245RL



Single Slide Laredo Fifth Wheel w/Rear Living Area Including 2 Lounge Chairs, Overhead Storage, Slideout Airbed Sofa/Dinette w/Overhead Storage & Oval Table, Double Kitchen Sink, Flip-Up Counter Ext., 3 Burner Range, Refrigerator, Ent. Center/C-Top, Step Up to Bed & Bath w/Garden Tub, Sink, Private Toilet Area, TV/Wardrobe, Front Queen Bed w/Wardrobes & More!

Laredo 245RL Specifications

Specification	Description
Length	26'11"
Width	8'0"
Height	12'4"
Hitch Weight	1,310 lbs
Dry Weight	7,390 lbs
Cargo Weight	2,410 lbs
Fresh Water Capacity	49 gals
Grey Water Capacity	40 gals
Black Water Capacity	40 gals
Furnace BTU	30,000
Sleeps	4
Tire Size	225/75R15D
Slides	1
Interior Color	Copper Ridge, Rain Forest, Birch

2010 Laredo 265RL

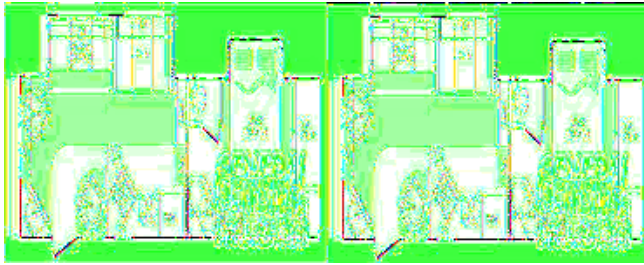


Single Slide Laredo Fifth Wheel by Keystone w/Rear Living, 2 Lounge Chairs, Corner Ent. Center, Air Mattress Sofa Sleeper & Booth Dinette Slideout, Pantry, Dbl. Kitchen Sink, Flip-Up Counter Ext., 3 Burner Range, Refrigerator, Step Up to Bed & Bath w/Private Toilet Area, Garden Tub, Sink, Wardrobe/TV, Front Queen Bed w/Wardrobes & Much More!

Laredo 265RL Specifications

Specification	Description
Length	30'0"
Width	8'0"
Height	12'4"
Hitch Weight	1,360 lbs
Dry Weight	7,974 lbs
Cargo Weight	2,626 lbs
Fresh Water Capacity	49 gals
Grey Water Capacity	40 gals
Black Water Capacity	40 gals
Furnace BTU	30,000
Sleeps	6
Tire Size	225/75R15D
Slides	1
Interior Color	Copper Ridge, Rain Forest, Birch

2010 Laredo 266RL



Double Slide Laredo Fifth Wheel by Keystone w/Rear Living Area Including 2 Lounge Chairs, Corner TV, Air Mattress Sofa Sleeper & Booth Dinette Slideout, Dbl. Kitchen Sink, 3 Burner Range, Refrigerator, Pantry, Step Up to Bed & Bath w/Garden Tub, Private Toilet Area, Sink, Dresser, Queen Bed Slideout, Master Closet w/Sliding Doors, TV/Wardrobe & More!

Laredo 266RL Specifications

Specification	Description
Length	30'5"
Width	8'0"
Height	12'4"
Hitch Weight	1,775 lbs
Dry Weight	8,473 lbs
Cargo Weight	2,527 lbs
Fresh Water Capacity	49 gals
Grey Water Capacity	75 gals
Black Water Capacity	40 gals
Furnace BTU	30,000
Sleeps	6
Tire Size	225/75R15D
Slides	2
Interior Color	Copper Ridge, Rain Forest, Birch

2010 Laredo 298BH



Laredo Bunkhouse Fifth Wheel w/Triple Slides and 1-1/2 Baths, Rear Corner 1/2 Bath, TV/Closet, Flip-Up Bunk Slideout, Ent. Center, Air Mattress Sofa Sleeper & Booth Dinette Slide, Refrigerator, 3 Burner Range, Dbl. Kitchen Sink, Flip-Up Counter Extension, Overhead Cabinets, Closet, Pantry, Step Up to Bed & Bath w/Garden Tub, Private Toilet Area, Queen Bed Slideout, Dresser, Separate Sink, TV/Wardrobe, Master Closet w/Sliding Doors and Much More!

Laredo 298BH Specifications

Specification	Description
Length	33'3"
Width	8'0"
Height	13'0"
Hitch Weight	1,690 lbs
Dry Weight	9,787 lbs
Cargo Weight	2,063 lbs
Fresh Water Capacity	55 gals
Grey Water Capacity	75 gals
Black Water Capacity	75 gals
Furnace BTU	30,000
Sleeps	8
Tire Size	235/80R16E
Slides	3
Interior Color	Copper Ridge, Rain Forest, Birch

2010 Laredo 318RL



Triple Slide Laredo Fifth Wheel w/Rear Living Area w/2 Lounge Chairs, Overhead Cabinets, Slideout Desk & TV w/Overhead, Air Mattress Sofa Sleeper & Booth Dinette Slide, Refrigerator, Pantry, Linen Cabinet, Double Kitchen Sink, 3 Burner Range, Closet, Side Aisle Bath w/Garden Tub, Sink & Toilet, Front Queen Bed Slide, Dresser, Corner Shelf, Master Closet w/Sliding Doors, TV/Wardrobe & Much More!

Laredo 318RL Specifications

Specification	Description
Length	36'0"
Width	8'0"
Height	12'7"
Hitch Weight	1,845 lbs
Dry Weight	10,080 lbs
Cargo Weight	2,920 lbs
Fresh Water Capacity	55 gals
Grey Water Capacity	75 gals
Black Water Capacity	40 gals
Furnace BTU	30,000
Sleeps	6
Tire Size	235/80R16E
Slides	3
Interior Color	Copper Ridge, Rain Forest, Birch

2007 Laredo 32RS



Double Slide, Rear Queen Bed Slideout, Wardrobes, Dresser, Lav, Booth Dinette & Refrigerator Slideout, Double Kitchen Sink, 3 Burner Range, Sofa Sleeper or Opt. Hide-A-Bed, Pantry, Garden Tub, Medicine Cabinet, Lav., Stool Room, Pass-Thru, Double Set of Bunks w/Wardrobe & TV Between & Much More.

Laredo 32RS Specifications

Specification	Description
Length	34'6"
Width	8'0"
Height	11'10"
Hitch Weight	1,515 lbs
Dry Weight	8,965 lbs
Cargo Weight	2,790 lbs
Fresh Water Capacity	51 gals
Grey Water Capacity	75 gals
Black Water Capacity	40 gals
Furnace BTU	30,000
Sleeps	10
Tire Size	225/75D15D
Slides	1

Laredo Features:

Standard Features (2010)

Tire & Chassis

- Powder-coated I-beam frame
- Tube style bumper w/sewer hose storage
- Electric slideout system w/manual override
- Adjustable extended hitch pin
- Electric bike/storage rack (200# limit) (N/A 245)
- Radial tires
- EZ lube axles
- 12" electric brakes
- Full-size spare tire

Exterior

- Fully enclosed underbelly
- Heated, enclosed holding tanks & gate valves
- Oversized lighted pass-thru storage w/tool box storage
- Roto cast storage for wet or greasy items
- Exterior shower w/hot & cold
- Fold away entry assist handle
- Exterior marine grade speakers
- Rain gutters w/downspouts
- Security light
- Entrance door light
- Rear ladder
- Triple entrance steps
- Electric front jacks w/adjustable snap pins
- Aerodynamic front cap with Hitch Assist Mirror & 2 LED lights w/Max Turn Technology
- Outside 110V outlet & TV connection

Interior Living Area

- Extra wide dinette w/storage below
- 6'3" slide room height
- Ventilating windows on slideout end walls
- Overhead cabinets in slide rooms
- Residential grade carpet and padding
- Stain resistant fabrics
- Pleated day/night shades
- Designer window treatments
- Raised panel mortise & tenon cabinet doors
- Entertainment center w/TV cabinet

Kitchen

- Residential-size overhead cabinets
- Dual Corian sink covers
- Flip up Corian countertop extension

- 60/40 deep-bowl under-mount sink
- Metal high-rise faucet
- Linoleum floor
- Ball bearing full extension drawer guides

Bathroom

- Oversized shower w/glass door
- Tub surround w/shelves
- Porcelain foot pedal flush toilet
- Residential-size bath sink
- Medicine cabinet
- Skylight over bath
- Power roof vent

Bedroom

- 60"X80" innerspring mattress
- Bedspread w/matching headboard
- Wardrobe storage
- TV hook-up
- Reading lights

Appliances

- 26" LCD HD TV (298-32" LCD HD TV)
- 12V AM/FM/CD/DVD home theater system w/ surround sound effect speakers
- Double door refrigerator w/wood inserts
- Microwave with carousel
- Range hood and light
- 13,500 BTU ducted A/C
- 22" high output range w/auto igniter

Utilities

- 2-30lb LP bottles w/auto changeover
- 30,000 BTU high-output furnace w/auto ignition
- 6 gallon gas/electric DSI hot water heater
- Water heater bypass kit
- Systems monitor panel
- Cable & satellite connections
- 55-amp power converter
- 30-amp power cord

Safety

- Break away switch
- Tinted safety glass windows
- GFI receipts
- Carbon monoxide detector
- Smoke alarm
- Propane gas leak detector
- Fire extinguisher

Best In Class Package (All FW's)*

- Adjustable electric awning
- Electric rear stabilizer jacks
- Equa-Flex suspension system
- Aluminum wheels
- Air mattress sleeper sofa w/storage below
- Corian surface countertops (kitchen)
- Glacier Package

Bigger Is Better Package (298, 316, 318, 321 and 325 only)*

- 8 cubic foot refrigerator
- 12 gallon gas/electric DSI hot water heater
- 16"-8 lug aluminum wheels
- 6,000lb axles *Mandatory Package

Optional Equipment

- 15,000 BTU ducted roof A/C
- Freestanding dinette with 4 chairs
- Canadian certification

See us for a complete list of features & available options!

All standard features and specifications are subject to change.