




Forest River RV Wildwood LA Travel Trailers



Forest River's Wildwood travel trailers and fifth-wheels are some of the most popular recreational vehicles on the market today. Because Wildwood delivers a wide variety of expertly designed floorplans for every type of RV they make, you can be sure to find one that suites your family's needs the best. The Wildwood LA line is no exception.

The all new Wildwood LA (Aluma Frame) line was designed for the cost conscious RV'ers who are seeking the contemporary look of fiberglass with an aluminum framed superstructure and vacuum-bonded laminate side walls. Compared to the rest of the Wildwood line of RV's, the LA was designed to take your RV experience to the next level with added standard features like etched glass in the slide-out cabinets, an upgraded exterior graphics package, tinted windows, and 3/8" walk on roof decking just to name a few. So if you are looking for a quality fifth-wheel or travel trailer, Wildwood has one for you. It has been the policy of Wildwood to make every choice based on quality using only the finest components to create each of the models that are produced because we know that is what you expect. The adventure is the only thing that you will need to provide because the Wildwood LA by Forest River has everything else!

2007 Wildwood LA 282RLSS



Single Slide, Rear Living Space w/Corner Ent. Center, 2 Chairs, Sofa & Booth Dinette Slideout, Ward/Pantry, Refrigerator, 3 Burner Range, Microwave, Double Kitchen Sink, Neo-Angle Shower, Linen Closet, TV, Front Queen Bed w/Wardrobes Each Side, Pass-Thru Storage, Opt. RVQue Gas Grill and More.

Wildwood LA 282RLSS Specifications

Specification	Description
Length	34'2"
Width	8'0"
Height	10'7"
Interior Height	6'8"
Hitch Weight	950 lbs
Dry Weight	7,065 lbs
Gross Weight	11,110 lbs
Cargo Weight	3,586 lbs
Axle Weight	6,115 lbs
Fresh Water Capacity	42 gals
Grey Water Capacity	35 gals
Black Water Capacity	32 gals
Furnace BTU	30,000
Sleeps	5
Tire Size	15
Slides	1

2007 Wildwood LA 292FKSS



Single Slide, Rear Queen Bed w/Wardrobes & Drawers, Pass-Thru Storage, Separate Bedroom Entrance, Neo-Angle Shower, Med. Cabinet, Lav., Ent. Center, Chair, Sofa & Booth Dinette Slideout, Breakfast Bar w/Stools, Refrigerator, 3 Burner Range w/Micro. Above, Double Kitchen Sink, Pantry & Much More.

Wildwood LA 292FKSS Specifications

Specification	Description
Length	33'3"
Width	8'0"
Height	10'7"
Interior Height	6'8"
Hitch Weight	965 lbs
Dry Weight	6,910 lbs
Gross Weight	11,125 lbs
Cargo Weight	4,215 lbs
Axle Weight	5,945 lbs
Fresh Water Capacity	42 gals
Grey Water Capacity	70 gals
Black Water Capacity	35 gals
Furnace BTU	30,000
Sleeps	6
Tire Size	15
Slides	1

Wildwood LA Features:

Standard Features

Comfort & Convenience

- Five designer color coordinated Mastercraft interiors
- Designer drapes and valances
- Black framed tinted glass windows
- Water heater bypass
- WaterPur whole house water filtration system
- 6 gallon gas/electric DSI water heater
- Double entry doors most floorplans
- Dometic 13,500 central air conditioner with quick cool
- In-floor ducted heat with 30,000 BTU furnace
- Stain resistant carpet with padding
- Armstrong linoleum flooring
- Flush-floor electric or hydraulic slide rooms
- Jalousie clamp radius windows in the bedroom, living room and kitchen
- Solid oak drawer fronts with wood sides
- Mortise and tenon cabinet doors
- Mini blinds

Kitchen, Bath, & Bedroom

- Rounded euro-style counter tops
- Raised panel cabinet upper doors
- Magic Chef three burner high output range with oven
- Dometic double door refrigerator
- Magic Chef carousel microwave
- 60/40 kitchen sink
- Built in knife holder
- Wood medicine cabinet and mirror
- Thetford fresh-water flush toilet
- Glass shower door (neo-angle showers)
- Fitted decor coordinated bedspreads and bunksreads
- King or queen master beds (per floorplan)
- Lift-up beds with gas struts
- Stain resistant carpet with padding
- Cable TV hook-up
- Privacy door or sliding curtain (per floorplan)
- Side ventilation windows

Living Room

- Swivel rocker(s) per floorplan
- AM/FM/CD/Cassette stereo system
- 6 + 2 Forest River sound system
- TV antenna & booster
- Satellite TV ready
- Large overhead TV cabinets (per floorplan)
- Extra large picture window at dinette

- Large external luggage doors behind sofa and dinette
- Extra large pedestal dinette for more comfortable dining and sleeping
- Swing-out antique English wall light with pleated shade
- Coordinating wallpaper border

Exterior & Construction

- Graphics package
- .024 gauge high gloss aluminum three-tone exterior
- 30" insulated fiberglass radius primary entrance door
- Smooth fiberglass radius baggage doors with thumb pulls and holdbacks
- A&E side patio awning
- Awning drip rail with down spouts
- 15" radial tires
- 30 lb double LP tanks with auto changeover
- City water fill and brass valve
- Rear bumper with sewer hose storage
- 10" extruded I-beam frame
- Cambered chassis
- Seamless roto-cast holding tanks
- boot strapping
- 2" x 3" floor joists 12" on center
- 5/8" 5-ply tongue and groove plywood floor decking
- Steel frame 6 ft. entrance doors
- 3/8" full walk-on roof with 12 year warranty
- R-7 insulation throughout

Safety & Security

- Smoke, LP leak, and carbon monoxide detectors
- Fire extinguisher
- Flush door latch with integral dead bolt lock
- Main entry step light with interior switch
- GFI receptacles
- Hitch light (travel trailers)
- Rolled lower radius side metal
- Lockable fiberglass radius baggage doors
- Triple step hickory E-Z open entry step with 9" riser

See us for a complete list of features & available options!