




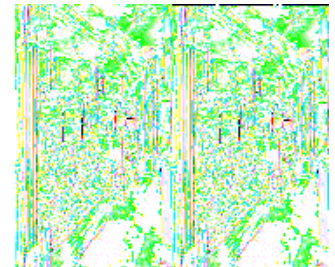

Heartland Bighorn Fifth Wheels



The Bighorn 5th wheel by Heartland RV is quite simply the best fifth wheel value on the market and is nothing short of spectacular for 2010. With its beautiful interiors and outstanding design concept this fifth wheel has taken affordable luxury to another level. Bighorn features real hardwood cabinets, including stiles, oil-rubbed bronze hardware and lighting, magnificent furnishings, flush-floor slideouts and an abundance of interior and exterior storage space, over 140 cubic feet just in the pass-through alone!

With the Bighorn you'll be enjoying designer kitchens featuring a tremendous amount of storage, name brand appliances and solid-surface countertops with waterfall edges. The master suite is fit for a king whether you're just lounging or are settling in for a peaceful nights sleep. Some of the models feature a "side aisle" layout and provide you a private bath quite possibly larger than your own bathroom at home. Now that's luxury. You can even choose a model designed for a stackable washer and dryer unit.

Another great feature that Bighorn 5th wheels offer is Heartlands patent-pending improved turning radius design. Imagine being able to achieve an incredible 88 degree turn without crunching the cab of your truck against the front cap while trying to make a tight turn. No slider hitch necessary either. This design will allow any Bighorn owner to back into some of the tightest campsites you've ever seen. You know the ones - with the great view of the lake, but surrounded by a grove of tightly spaced trees. While other fifth wheel owners will have to pass on these prime campsites, you will be able to back right in. Why not choose Bighorn, a quality 5th wheel that you can park just about anywhere!!



2010 Bighorn 3055RL




Triple Slide Bighorn Fifth Wheel w/Rear Living Area, 2 Lounge Chairs, Computer Desk & Ent, Center Slide w/Opt. Fireplace, Hide-A-Bed Sofa & Free Standing Table/Chairs Slideout w/Storage in Chairs, L-Shape Counter, Double Kitchen Sink, 3 Burner Range, Refrigerator, Angle Shower, Private Toilet Area, Laundry Chute, King Bed Slide, Sink w/Med. Cabinet, Ent. Center, Walk-In Closet w/Large Shoe Storage, Drawers w/Overhead and Much More.

Bighorn 3055RL Specifications

Specification	Description
Length	34'4"
Width	8'0"
Height	12'11"
Hitch Weight	1,995 lbs
Dry Weight	11,075 lbs
Gross Weight	14,000 lbs
Axle Weight	12,000 lbs
Fresh Water Capacity	75 gals
Grey Water Capacity	90 gals
Black Water Capacity	45 gals
Furnace BTU	35,000
Sleeps	4
Tire Size	ST235/80R 16E
Slides	3
Interior Color	Harvest, Patina, Majestic Blue, Saddle, Godiva

2010 Bighorn 3385RL




Triple Slide Bighorn Fifth Wheel w/Rear Living Area w/2 Lounge Chairs w/Overhead Cabinets, Hide-A-Bed Sofa & Dining Table & Chairs Slideout, Refrigerator/Pantry, Double Kitchen Sink, 3 Burner Range, Computer Desk/Ent. Center w/Opt. Fireplace Slideout, Step Up to Side Aisle Bath w/Laundry Chute, Angle Shower, Lav., & Toilet, Front Queen Bed Slideout w/Closet & Nightstand, Dresser w/Overhead Storage & TV Cabinet, Wardrobe w/Sliding Doors and Much More!

Bighorn 3385RL Specifications

Specification	Description
Length	36'10"
Width	8'0"
Height	12'11"
Hitch Weight	2,090 lbs
Dry Weight	11,390 lbs
Gross Weight	14,300 lbs
Axle Weight	12,000 lbs
Fresh Water Capacity	75 gals
Grey Water Capacity	90 gals
Black Water Capacity	45 gals
Furnace BTU	35,000
Sleeps	4
Tire Size	ST235/80 16E
Slides	3
Interior Color	Harvest, Patina, Majestic Blue, Saddle, Godiva

2010 Bighorn 3610RE




Bighorn Fifth Wheel by Heartland w/Quad Slides, Rear Ent. Center w/Overhead Storage & Desk Area, Hide-A-Bed Sofa & Dinette Slideout, 2 Lounge Chairs Slide, Counter w/2 Stools, Refrig./Pantry & 3 Burner Range Slide, Dbl. Kitchen Sink, Step Up to Side Aisle Bath w/Dbl. Entry, Corner Shower, Toilet & Sink, Laundry Chute, Linen Cab., Drawers, King Bed Slide w/Underbed Storage, Stackable Washer/Dryer, Walk-In Closet & More!

Bighorn 3610RE Specifications

Specification	Description
Length	38'6"
Width	8'0"
Height	12'11"
Hitch Weight	2,100 lbs
Dry Weight	12,200 lbs
Gross Weight	16,000 lbs
Axle Weight	14,000 lbs
Fresh Water Capacity	75 gals
Grey Water Capacity	90 gals
Black Water Capacity	45 gals
Furnace BTU	40,000
Sleeps	4
Tire Size	LT235/85R 16G
Slides	4
Interior Color	Harvest, Patina, Majestic Blue, Saddle, Godiva

2010 Bighorn 3670RL



Quad Slide Bighorn FW by Heartland RV, Rear Living Area w/2 Lounge Chairs, Comp. Desk/Ent. Center w/Opt. Fireplace Slide, Hide-A-Bed Sofa & Dinette Table & Chairs Slide, L-Shaped Counter w/Double Sink & Overhead Cabinets, 3 Burner Range/Refrigerator & Pantry Slide, Counter Space w/Overhead, Side Aisle Bath w/Angle Shower, Sink & Toilet, Double Bath Entrance, King Bed Slide w/Storage Under Bed, Walk-In Closet, Drawers, Ent. Center & More.

Bighorn 3670RL Specifications

Specification	Description
Length	38'1"
Width	8'0"
Height	12'11"
Hitch Weight	2,065 lbs
Dry Weight	12,160 lbs
Gross Weight	16,000 lbs
Axle Weight	14,000 lbs
Fresh Water Capacity	75 gals
Grey Water Capacity	90 gals
Black Water Capacity	45 gals
Furnace BTU	40,000
Sleeps	4
Tire Size	LT235/85R 16G
Slides	4
Interior Color	Harvest, Patina, Majestic Blue, Saddle, Godiva

2006 Bighorn 3655RD



Quad Slide, Rear Living, Sliding Den Doors, 2 Chairs, Hide-A-Sofa, Computer Desk, Ent. Center, Free Standing Table/Chairs, 3 Burner Range, Refrigerator, Double Sink, Front Bedroom, Corner Shower, Seperate Toilet/Sink, Slide Out King Bed w/Underbed Storage, Walk-In Closet.

Bighorn 3655RD Specifications

Specification	Description
Length	38'3"
Width	8'0"
Height	12'12"
Hitch Weight	2,040 lbs
Dry Weight	11,950 lbs
Gross Weight	16,000 lbs
Axle Weight	14,000 lbs
Fresh Water Capacity	63 gals
Grey Water Capacity	90 gals
Black Water Capacity	45 gals
Furnace BTU	35,000
Sleeps	4
Tire Size	LT235/85R 16G
Slides	4

Bighorn Features:

Standard Features (2010)

Hand Crafted Cabinetry

- All **HARDWOOD** Cabinetry Throughout (Including Stiles)
- Amish-Crafted Natural Hardwood Cabinet Doors and Drawers
- All Cabinet Frames are Pre-Drilled, and Screwed Together - not stapled
- Baltic Birch Drawer Construction (Real Wood)
- Deluxe **Ball-Bearing** Drawer Guides

Patented Front Cap and Frame Design - Specially Designed and Engineered For SHORT BED TRUCKS

- Allows for 88 Degree Turning Radius on Short Bed, Extended Cab Trucks
- Truly Unique Aerodynamic Profile

Universal Docking Center - For the Next Generation of 5th Wheels:

- 12 Volt Light
- Exterior Shower with Hot & Cold Water
- Black Tank Flush System Hook Up
- City Water Hook Up
- Shielded RG-6 Coaxial Cable Hook Up
- Satellite Hook Up (Roof OR Tri-Pod)
- Telephone Hook Ups
- All Tanks Pull Handles
- Winterization Valves

Largest Exterior Storage In It's Class!

- Offering Over 140 Cubic Feet of Storage!
- Durable **Vinyl Diamond** Flooring
- Large Insulated Access Doors
- Unobstructed Pass-Through Design
- No Heating or Plumbing Hanging Down
- 12V Trunk Lights
- 1 Cable Outlet / 110V Outlet

Bedroom

- Large **Walk-In Front Wardrobe** with Built-In Shoe Storage and **W/D Prep**
- **King Size Bed**
w/Underbed Storage Std. (n/a 3385RL)
- Two Windows in Slide for Better Air Flow
- Large Dresser w/6 Large Drawers & O.H.
- 6'-4" Bedroom Ceiling Height Throughout

- Level Floor between Bath and Bedroom
- Adjustable Reading Lights Over Bed
- Deluxe Headboard Design

Wall Construction

- Laminated Fiberglass Sidewalls
- Double-Welded Aircraft Quality Aluminum SUPERSTRUCTURE Cage Construction
- Drip Rail w/Down Spouts
- Deluxe Exterior Awning

Standard Window Features

- Dark Tinted Safety Glass Windows with UV Inhibitor
- Huge Panoramic Rear Bay Window
- Huge Panoramic Windows in Dinette
- Ventilation Slider Side Windows
- Light at Entry Step
- Brushed Aluminum Rear Ladder

Laminated Roof Construction

- 5" Welded Aluminum Attic Trusses
- Walkable Roof Decking (3/8"), Glued and Screwed in Place
- One-Piece Seamless EPDM Rubber Roof
- Radius Metal Roof Cap
- R-14 Formaldehyde Free Insulation
- Moisture Ventilation Caps

Laminated Floor Construction

- Strong 3" Aluminum Framing
- Block Foam Insulation
- 5/8" Seamless Decking (No Seams)
- Thermo-Board Luan on the Bottom

Frame & Landing Gear

- Strong 10" I-Beam Frame w/Rust Prohibitive Coating (12" on quad slides and 3580)
- Electric Landing Gear Jacks
- Spring Loaded Snap Pins
- Heavy Duty Rear Stabilizer Jacks

Tires & Axles

- Heavy-Duty E-Rated 16" Tires (G-Rated on 3600, 3670 & 3580, 3610)
- White Steel Rims
- Spare Tire
- **Equa-Flex" Suspension System** by Trail-Air with Shocks - for the

Smoothest Ride Around

- 6,000 lb. Axles with ULTRA-Lube" Hubs
(7,000 lb. Axles on 3600, 3670 & 3580, 3610)
- 2 x 12" Brakes
- Monogrammed ABS Fender Skirts

Underbelly

- Seamless Corrugated Underbelly Material
- Heated and Enclosed Underbelly
- Heated and Insulated Holding Tanks & Gate Valves
- **Flexfoil Insulation (R-14)**

Plumbing

- Color-Coded **Plumb-PLEX™** Water Lines
w/10/25 Year **Warranty**
- Low Point Drains
- Quick Drain for Water Tank
- Quick & Easy Winterization System

Tank Size & LP Gas System

- **75 Gallons - Fresh Water**
- 90 Gallons - Grey/45 Gallons - Black
- (2) 30# LP bottles w/Auto Change Over

Power

- **60 AMP/12V DC Power Converter**
- 55 Amp Detachable Marine Cord
- Dual Battery Box
- 110V Exterior Electrical Receptacles

Heating

- Seamless One Piece In-Floor Heat Duct
- 35,000 BTU Furnace (40M in 3600, 3670 & 3580. 3610)
- Heated Stool Room

Cooling

- Insulated In-Roof Air Conditioning System
for Maximum Efficiency
- 15,000 BTU Air Conditioner w/Remote
- Air Conditioned Stool Room

Main Slide Room

- 6'-5" Ceiling Height
- Hydraulic Operating System
- Selector Valves for Slide Rooms
- One Piece Steel Header Support
- Double Squeegee Seals w/One-Piece
Weather-proof Floor Pan.

- 12V Lights w/Wall Switches
- Cabinets Above Sofa and Dinette
- Hydraulic Manual Override System

Entertainment & Connections

- Home Theater Surround Sound System
- Computer Desk Station (most models)
- Black Glass Door Inserts
- **32" LCD HIGH DEFINITION TV**

Interior Standards

- Day/Night Shades (night shades/BDRM)
- Hardwood Entry Handle
- Custom Slide Out Fascias
- **Oil-Rubbed Bronze Lighting Package**

Living Room

- Hardwood End Table
- High Back Cloth Rocker/Gliders
- Upgrade Hide-a-Bed Sofa w/ Air Mattress
- **110V Ceiling Fan with Light Kit**
- Decorative Border Tape

Appliances and Lighting

- 9 Cu. Ft. Dometic™ Refrigerator with Hardwood Door Inserts
- 3-Burner Cook Top w/Oven
- **Microwave/Convection Oven**
- Pull Out Sprayer Faucet in Kitchen
- 12 Gal. Water Heater (Gas/Electric DSI)

Mirrored Closet/Utility Center

- Exterior Lights Switches
- Coat Hooks
- Water Heater DSI Switch
- Full System Monitoring Panel
- Master Control Slide Switch

Kitchen

- **Real Solid Surface Countertops**
- ARMSTRONG™ No-Wax Flooring
- 34" Residential Sized Cabinets
- Toe Kicks (most models)
- Residential Size, Stainless Steel Kitchen Sink w/Sink Covers
- 22" Deep Residential Size Drawers
- **Ball Bearing Drawer Guides**
- Custom Crafted Dinette Table and 4
- Chairs w/built-in storage

- Storage in Dinette Table AND Chairs
- Large, Deep Pantry
- Pull Out Sprayer Faucet in Kitchen
- Message Center/Letter Holder
- **Fantastic™ Fan w/Rain Sensor**

Bath Area

- 6'-4" Bath/Bed Ceiling Height Throughout
- Armstrong™ No-Wax Flooring in the Bath
- **Porcelain Sink w/Solid Surface Countertop**
- Large Mirrored Medicine Cabinet
- Linen Base Cabinet Storage

Shower

- 1-Piece Fiberglass Shower with Seat
- Elegant Glass Shower Surround
- Domed Skylight Over Shower

Commode Room

- Power Roof Ventilation
- Dual 12V Lights with Soft Lighting Lenses
- Porcelain Commode w/Foot Flush
- Recessed Storage Shelf
- Heat Duct AND Air Conditioning Duct

Exterior Options

- Aluminum Rims
- Trail-Air Hitch
- High Gloss Gel Coat Exterior
- Slide-Topper Awnings
- Electric Rear Stabilizer Jacks
- Dual Pane Windows
- Generator Prep
- ABS Hitch Cover
- Electric Power Cord Reel
- Bus Style Slam Baggage Doors

Interior Options

- Cherry Wood Cabinetry & Facia
- Electric Fireplace
- Countertop Extension
- Deluxe Pillow Package
- Leather Euro Chairs
- High-Back Desk Chair
- 19" LCD TV in Bedroom
- Ultra Leather Recliners
- 2nd A/C (Low Profile 13.5 BTU Bdrm.)
- Central Vacuum System
- 9 cu. ft. Refer with Ice Maker
- Dometic Elite (2x2) 4 Door Refrigerator w/Ice Maker

- Fantastic Fan in Bdrm. w/Rain Sensor
- Wiring and Framing for 2nd A/C
- Booth Dinette
- Queen Bed IPO King Bed

See us for a complete list of features and available options!

All standard features and specifications are subject to change.