




Keystone RV Fuzion Toy Hauler Fifth Wheels



The 2010 Keystone Fuzion is definitely more than just a garage! These fifth wheel and travel trailer toy haulers are hot on the outside and kick back comfortable on the inside! You'll love the automotive exterior lines combined with interior custom furniture and cabinetry that gives the Fuzion a look that is unparalleled.


Choose one of nine fifth wheel floorplan layouts in a variety of sizes depending on your family size and the type of toys you like to take along. There is also one travel trailer model. Each comes with optional dual electric queen beds in the cargo area for extra sleeping space. You'll also have plenty of room to entertain your guests when you're not out playing with double and triple slideouts to help maximize your living space. Enjoy full kitchen and bath amenities which means a great meal and relaxing shower before turning in to rest up for the next days adventure.

The Keystone Fuzion has everything you need to play hard and enjoy your time away from home. Being the hottest brand in the industry happens to be a Fuzion standard. Why not get yours today and enjoy having the hottest toy box around!





2010 Fuzion 393

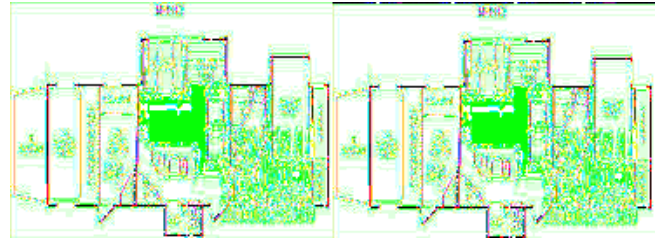


Triple Slide Toy Hauler w/8' Garage Door to 14' Cargo Space w/Opt. Dual Electric Lift Beds, Overhead Cabinets, Side Cargo Door, Queen Bed Loft w/Overhead Storage, Washer/Dryer Prep, LCD TV, 2 Chairs, Patio Doors to Kitchen w/Slideout U-Dinette w/Table, L-Shaped Counter w/Stools, Dbl. Kitchen Sink, Slideout Refrig. & 3 Burner Range, Closet, TV, Step Up to Bed & Bath w/Private Toilet Area, Angle Shower, Front Queen Bed Slide, Chest of Drawers, Lav., Ward. w/Sliding Doors and More!

Fuzion 393 Specifications

Specification	Description
Length	39'3"
Width	8'6"
Height	13'4"
Hitch Weight	2,720 lbs
Dry Weight	13,379 lbs
Cargo Weight	4,621 lbs
Axle Weight	18,000 lbs
Fresh Water Capacity	138 gals
Grey Water Capacity	86 gals
Black Water Capacity	43 gals
Furnace BTU	35,000
Sleeps	10
Tire Size	235/80R16E
Slides	3
Interior Color	Fire, Sahara, Platinum

2010 Fuzion 400



Fuzion FW Toy Hauler by Keystone RV w/Rear 8' Garage Door to 12' Cargo Area w/Optional Dual Electric Lift Beds, Side Cargo Door, Loft Above Cargo Space w/Queen Bed & Storage, Under Loft Corner Cabinet w/Washer/Dryer Prep, Door to Living Area, Booth Dinette & Hide-A-Bed Slide, Island Counter w/Dbl. Sink, TV Cabinet, Refrig. & 3 Burner Range Slide, 2 Chairs, Step Up to Side Aisle Bath & Queen Bed Slide, Bath Incl. Angle Shower, Sink & Toilet w/Dbl. Entry, Wardrobes, TV & Chest of Drawers & More!

Fuzion 400 Specifications

Specification	Description
Length	39'3"
Width	8'6"
Height	13'4"
Hitch Weight	2,800 lbs
Dry Weight	13,005 lbs
Cargo Weight	4,995 lbs
Axle Weight	18,000 lbs
Fresh Water Capacity	138 gals
Grey Water Capacity	86 gals
Black Water Capacity	43 gals
Furnace BTU	35,000
Sleeps	10
Tire Size	235/80R16E
Slides	2
Interior Color	Fire, Sahara, Platinum

Fuzion Features:

Standard Features (2010)

Interior

- 200 Watt Premium Stereo with CD/DVD Player, 32" Flat Panel LCD HDTV, 4 Interior Speakers, 2 All Weather Exterior Speakers, 400 Watt Amplifier, 10" Subwoofer in Enclosed Speaker Box, A & B Indoor/Outdoor Speaker Switch
- Fuzion Central Command Center
- 12 Volt Disconnect by Entry Door
- Ducted 15,000 BTU A/C with Cold Air Dump
- Wired, Braced, and Ducted for 2nd A/C in Bedroom
- Insulated A/C Ductwork
- Space Saver Microwave with Hood Vent and Filter 3 Burner Range Top and 22" Oven
- 8 Cubic Foot Double Door LPG / Electric Refrigerator
- Raised Solid Wood Refer Panel
- Metal Paper Towel Holder
- Waste Basket
- Professional Bottle Opener with Cap Catch (Bar Models)
- Step Rail on Island (Bar Models)
- Kitchen Sink Covers
- Solid Wood Cabinet Doors
- Lumber-Core Cabinetry
- Screwed Cabinetry – No Staples
- Residential Cabinet Hardware
- Solid Wood Drawer Frames
- 80lb. Rated Full-Extension Ball Bearing Drawer Guides
- Overhead Cargo Netting
- Halogen Puck Lights
- Custom Furniture with Custom Embroidery
- Hide-a-Bed Sofa with Flip-Down Arm Rest and Built-In Cup Holders (Some Models)
- Huge U-Shaped Dinette with Electric Air Mattress Hide-a-Bed, Twin 2 ½' Pull-Out Storage Drawers, Adjustable Head Rests, and Built-In Cup Holders (FZ393, 302)
- Day / Night Shades
- Cross Ventilation Throughout - All Windows Open
- Multiple Sky Windows (most models)
- Vinyl Wrapped Hard Window Treatments w/Fabric Inlay
- Large Ceiling Fan with Light Fixture
- 30" Wide Radius Entry Door w/Screen
- Coat Closet by Entry Door w/Coat Hooks
- Multiple Cable TV Connections
- Satellite Prep
- Digital Splitters Throughout for HDTV
- TV Antenna w/Power Booster
- Exterior Stereo Antenna
- 60" x 80" Residential Size Queen Bed
- Storage Under Bed
- 2 Windows in Bed Slide - Cross Ventilation
- Marble Patterned Shower Surround
- Neo-Angle Textured Glass Shower Enclosure
- Residential, Adjustable, Hand-Held Massaging Shower Fixture
- Skylight Over Shower

- Porcelain Toilet w/Foot Flush
- Power Exhaust Fan in Commode Room
- Mirrored Medicine Cabinet
- Steel Loft Bunk Ladder (Garage Models)
- 60" x 80" Residential Size Loft Mattress
- LPG Detector
- Carbon Monoxide Detector
- Fire Extinguisher
- GFI Duplex Receptacles

Exterior

- Aerodynamic Fiberglass Front Cap w/Lights and 30% Improved Turning Radius
- Attic Vents
- Step Light
- Security Lights
- Cargo Ramp Loading Lights
- Compartment Lights
- LED Tail/Brake Lights
- Red Slideout End Walls
- Dual Battery Tray
- Black Clamp Ring Tinted Safety Glass Windows
- Crank Down Spare Tire and Carrier
- Detachable Ladder (side mount)
- Folding Entry Assist Handle w/Padding
- Pull-pin Snap Jacks on Front Landing Gear

Garage

- Safety Glass 5' Patio Door w/Screen Privacy Curtain w/Tie-Back
- Washer/Dryer Prep
- 22" Diamond Plate Protection on Sidewalls
- Metal RAM Air Vents (2)
- 8' Spring Assisted Ramp Door - No Cables Beaver Tail (7' Door on Mid Profiles)
- Stainless Steel Flip-Up Work Shelf / Paper Towel Holder
- Full Size 30" Wide Entry Door w/Screen Rear Screen Wall Enclosure
- Gas/Oil Resistant Tuff-Ply Flooring
- 2500 lb. Rated Recessed D-Ring Screwed into Steel Chassis
- Air Conditioner Duct
- Power Exhaust Vent w/Wall Switch
- Clothes Hanger
- Fuel Station w/12V Pump, 30 Gallon Fuel Tank, and Static Line
- Overhead Storage Cabinets (N/A w/Electric Beds on 362 or 373)
- Cable TV Jack Mini Blinds

Equipment

- 6,000 lb. EZ Lube Axles
- Flipped Axles
- Low-Rise Triple Entrance Step
- 16" Load Range "E" RADIAL Tires
- 16" Aluminum Wheels
- Electric 3" x 12" Brakes on Every Wheel
- 12 Gallon Gas/Electric Water Heater w/Direct Spark Ignition
- Electric Patio Awning

- Electric Rear Stabilizer Jacks
- Electric Front Jacks
- 50 AMP Service w/Detachable Marine Power Cord
- 75 AMP Converter
- Water Heater By-Pass
- Black Holding Tank Flush
- Enclosed Termination Valves
- Outside Shower w/Hot and Cold Water
- Generator Prep w/Start / Stop Switch, Hour Meter and Fuel Gauge
- 35,000 BTU Furnace
- Triple 7.5 Gallon (30 lb. Each) Propane Tanks
- Heated, Insulated, Enclosed Holding Tanks
- Hydraulic Slideout System w/Manual Override

Construction

- 102" Wide Body
- 10" or 12" Steel Twin I-Beam Chassis
- 3/8" Decking on Roof 5/8"
- One-Piece Decking in Living Area
- 1" One-Piece Decking in Garage
- 5" Wood Trussed Roof, 16" on Center
- 100% Walk-On Roof
- Aluminum Framed, Fully Laminated Fiberglass Sidewalls
- Expanded Polystyrene (EPS) Block Foam Insulation in Sidewalls
- 2" Spun Fiberglass Insulation in Roof, Floor and Front Cap
- Astro-Foil Insulation in Slideout Floors
- Aluminum Framed Floor
- 1/2" Thick Insulated Baggage Doors

Options

- 550 Watt Generator
- Electric Lift Beds in Garage
- Medallion High Gloss Exterior

See us for a complete list of features and available options!

All standard features and specifications are subject to change.