





## Keystone RV Outback Sydney Edition Travel Trailers



Experience the wonder of Keystone's Outback Sydney Edition fifth wheels and travel trailers. Focused on aerodynamic and tasteful design throughout for a fresh new look of today. Outback has earned a reputation for high-end quality at a mid-range price point.

Outback uses the latest technology to combine strength with lightness. From its smooth exterior finished with no exposed fitting, to the concealed hinges of the easy maintenance Thermofoil lightweight cabinetry. You'll be amazed at the standard features, and the appealing options, like the free-standing dining table with pedestal base and slatted wood chairs.

How can anything be so sturdy, innovative and attractive? Ask any Sydney owner! Experience an Outback Sydney Edition travel trailer or fifth wheel by Keystone today and see for yourself!



## 2010 Outback Sydney Edition 290RLS

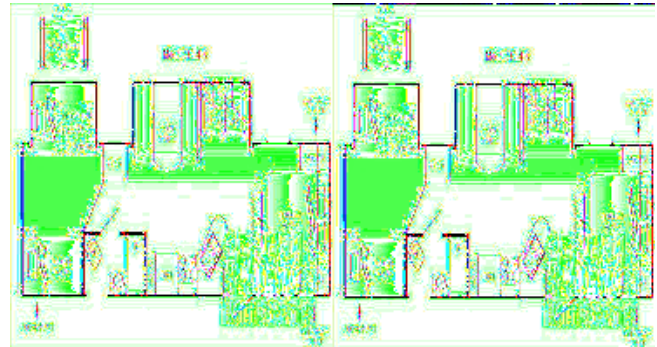


Single Slide Outback Sydney Travel Trailer w/Rear Living Area, Two Lounge Chairs, Corner Entertainment Center w/LCD TV, Air Sofa Sleeper & King Booth Dinette Slide, Dbl. Kitchen Sink, 3 Burner Range Refrig., Pantry, Side Aisle Bath w/Angle Shower, Sink & Toilet, Front Queen Bed w/Dbl. Wardrobes, TV Shelf, Overhead Cabinets Throughout & More!

Outback Sydney Edition 290RLS Specifications

Specification	Description
<b>Length</b>	33'6"
<b>Width</b>	8'0"
<b>Height</b>	11'1"
<b>Hitch Weight</b>	765 lbs
<b>Dry Weight</b>	6,864 lbs
<b>Cargo Weight</b>	2,636 lbs
<b>Fresh Water Capacity</b>	50 gals
<b>Grey Water Capacity</b>	40 gals
<b>Black Water Capacity</b>	40 gals
<b>Furnace BTU</b>	30,000
<b>Sleeps</b>	6
<b>Tire Size</b>	225/75R15D
<b>Slides</b>	1
<b>Interior Color</b>	Russet, Fern, Havana

## 2010 Outback Sydney Edition 310BHS



Double Slideout Bunkhouse Sydney Trailer w/Rear Bunk Bed Slide w/Trundle Below or Opt. Air Sofa Sleeper, Bunk Above Wardrobes, Outside Storage Below Bunk, Tub/Shower, Toilet, Sink, Private Bath Entry, Pantry, King Dinette & Air Sofa Sleeper Slide, Overhead Cabinets Throughout, 2nd Pantry, Refrigerator, 3 Burner Range, Double Kitchen Sink, Swivel LCD TV, Front Queen Bed w/Wardrobes Both Sides, Pass-Thru Storage in Front and Much More!

Outback Sydney Edition 310BHS Specifications

Specification	Description
<b>Length</b>	35'10"
<b>Width</b>	8'0"
<b>Height</b>	11'1"
<b>Hitch Weight</b>	865 lbs
<b>Dry Weight</b>	7,920 lbs
<b>Cargo Weight</b>	2,080 lbs
<b>Fresh Water Capacity</b>	50 gals
<b>Grey Water Capacity</b>	80 gals
<b>Black Water Capacity</b>	40 gals
<b>Furnace BTU</b>	30,000
<b>Sleeps</b>	10
<b>Tire Size</b>	225/75R15D
<b>Slides</b>	2
<b>Interior Color</b>	Russett, Fern, Havana

# Outback Sydney Edition Features:

## Standard Features (2010)

### Living Area

- Rich residential cherry hardwood cabinetry with a touch of butter rum cream thermofoil raised panel doors
- Large panoramic windows
- Pre-drilled and screwed cabinetry
- King U-shape dinette (TT only)
- 36" flush floor slides
- Access door under dinette
- Etched glass upper cabinets
- Custom designed box valances
- with soft curtains
- Pleated shades
- Linoleum flooring
- Deep wood side drawers with steel guides
- Skylight (most models)
- 6'2" extra tall slide out with 16" cabinets (fifth wheels only)
- Water, soil, stain resistant fabrics
- Large overhead cabinets
- Decorative wall lights
- Residential air bed sleeper sofa\*
- 26" LCD HDTV flat screen (TT only)\*
- 32" LCD HDTV flat screen (FW only)\*
- Central command center

### Kitchen

- 60/40 deep sink with 3" drains
- Trash can storage
- High rise faucet
- Utensil tray
- Microwave
- 3 burner range
- Oven\*

### Bedroom

- Deluxe innerspring mattress
- TV hook-up
- Solid wood slider bedroom door
- His and her wall lights
- Deluxe wardrobe
- Residential bedspread with headboard
- Bedroom speakers

### Bathroom

- Residential Neo-angle shower (most models)
- Glass shower door (most models)

- Residential height vanity
- Porcelain foot flush toilet
- Deluxe medicine cabinet

## **Appliances**

- AM/FM/CD/ stereo with DVD player and MP3 hook-up
- 8 cu. Ft. two door refrigerator
- 3 burner range
- 6 Gallon gas/electric DSI water heater and by-pass with 16.2 gallons per hour "quick recovery"\*
- Wall mounted thermostat controlled AC
- 30,000 BTU furnace

## **Exterior Features**

- Black framed tinted jalousie safety glass windows
- Extra large baggage doors, 1" thick with continuous hinge and rubber D-seal
- Folding entry grab handle
- Extra wide 30" radius main entry doors\*
- Front diamond plate rock guard (TT only)
- Hitch light (TT only)
- Hitch vision mirror with docking lights (FW only)
- Satellite prep
- Molded front fiberglass cap (FW only)
- Extended drip caps, full length drip rails
- Two security lights (one on each side)\*
- Heated enclosed underbelly including tanks and valves
- Ladder (FW only)
- Porch light
- Snap pins on front jacks (FW only)
- Exterior 120V receptacle
- Weather encapsulated body trim
- Automotive style fender skirt
- Exterior speakers
- EZ lube axles
- Electric awning
- Outside camp kitchen\*
- Exterior quick connect LP hook-up

## **Walls - Construction**

- 2" welded aluminum framed side walls and end walls
- Solid block foam R9 insulation

## **Roof**

- 5" tapered truss on 16" centers
- 3/8" roof decking
- One-piece EPMD rubber roof
- R14 blanket insulation

## **Floor**

- 3" welded aluminum floor joist 13" on center

- 5'8" seamless marine grade wood decking
- R14 blanket insulation
- Wrapped vapor barrier
- Polypropylene enclosed heated underbelly enclosed tanks and valves

### **Chassis**

- Leaf spring equalizing suspension system
- 8" powder coated I-beam (TT only)
- 10" powder coated I-beam (FW only)
- EZ lube axles
- 12" electric brakes
- 225 75/15 radial tires\*

### **Utilities**

- 55-amp converter
- 2 - 30 lbs. LP bottles with auto changeover
- TV antenna with booster cable TV
- 30-amp shore power line

### **Safety**

- LP leak detector
- Smoke detector
- Carbon monoxide detector\*
- Fire extinguisher
- Tinted safety glass windows
- Break-away switch
- Safety chains (TT only)
- Manual slide backup on all electric slide outs

### **Sydney Options**

- Designer Package
- Comfort Package
- Oven
- Air bed sleeper sofa
- 26" LCD TV (TT)
- 32" LCD TV (FW)
- Large radius entry door
- RVIA
- 6 gallon gas/electric DSI water heater bypass w/ 16.2 gal per hour "quick recovery"
- Electric front jacks (FW)
- Carbon monoxide detector
- Free standing table & chairs
- Stabilizer jacks (4) TT (2) FW
- 2nd residential air bed sleeper sofa (only on 310BHS)
- Radial tires
- Security lights (one on each side)
- Outside camp kitchen
- 15" spare tire, carrier & cover
- Aluminum rims

### **Sydney Designer Package**

- Wallpaper border
- Shower door (most models)
- Bathroom accessories
- Utensil tray
- Residential air bed sofa sleeper
- 6 panel raised refrigerator panels
- Trash container

### **Sydney Comfort Package**

- Roof air conditioner
- TV antenna with booster
- Electric patio awning
- AM/FM/CD stereo with DVD player and MP3 hook-up
- Folding entry handle
- Satellite prep
- Outback air vent

*\*Denotes STD Build Options*

**See us for a complete listing of features and options!**

**All standard features and specifications are subject to change.**