





## Heartland Sundance XLT Fifth Wheels



The Sundance XLT ultra lightweight line of towables is the perfect choice for 1/2 ton truck owners and quite possibly the strongest built lightweight series ever to hit the market! Built to stand the test of time, the Sundance XLT features all aluminum, fully laminated construction which even includes the roof. The XLT also features Heartlands Patented Improved Turning Radius that allows you to turn up to 88-degrees in a short bed, extended cab truck!

You'll enjoy beautiful interiors that are luxuriously furnished and spacious. They all feature Amish crafted hardwood doors and drawers, oil-rubbed bronze hardware, decorative glass inserts in the overheads and all feature a single or double slideout to give you more spacious room to enjoy your time away from home in.

The Sundance XLT's may be light in weight, but they are big on storage space! You won't have any trouble packing all the things you need. The Sundance XLT ultra lightweight is truly the ultimate in lightweight luxury. For the perfect mix of function and livability choose a Sundance XLT ultra light travel trailer or fifth wheel for your next vacation destination!



## 2010 Sundance XLT 245RL



Single Slide Sundance XLT Ultra Lite Fifth Wheel w/Rear Living Area Including Jack Knife Sofa w/End Tables & Overhead Cabinets or Opt. Chairs w/End Table Between, Booth Dinette/Exterior Storage & Pantry Slide, Ent. Center, Refrigerator, 3 Burner Range, Double Kitchen Sink, Step Up to Bed & Bath Area w/Angle Shower, Sink, Private Toilet Area, Linen Closet, Front Queen Bed w/Storage, Nightstands w/Shirt Closets Above and More!

Sundance XLT 245RL Specifications

Specification	Description
Length	26'4"
Width	8'0"
Height	11'10"
Interior Height	6'6"
Hitch Weight	1,135 lbs
Dry Weight	6,610 lbs
Gross Weight	11,285 lbs
Fresh Water Capacity	53 gals
Grey Water Capacity	40 gals
Black Water Capacity	40 gals
Furnace BTU	25,000
Sleeps	6
Tire Size	15"
Slides	1
Interior Color	Merlot, Majestic Blue, Mocha, Saddle

## 2010 Sundance XLT 285BH



Single Slide Bunkhouse Sundance XLT w/Rear Bunk Beds, Wardrobe, Ent. Center, Pantry, Booth Dinette & Jack Knife Sofa Slideout, Refrigerator, 3 Burner Range, Double Kitchen Sink, Ent. Center, Step Up To Bed & Bath w/Angle Shower, Sink, Private Toilet Area, Linen Closet, Queen Bed w/Storage Below, Nightstands w/Shirt Closets and Much More!

Sundance XLT 285BH Specifications

Specification	Description
Length	30'5"
Width	8'0"
Height	11'10"
Interior Height	6'6"
Hitch Weight	1,420 lbs
Dry Weight	7,120 lbs
Gross Weight	11,580 lbs
Fresh Water Capacity	53 gals
Grey Water Capacity	80 gals
Black Water Capacity	40 gals
Furnace BTU	35,000
Sleeps	8
Tire Size	15"
Slides	1
Interior Color	Merlot, Majestic Blue, Mocha, Saddle

# Sundance XLT Features:

## Standard Features (2010)

### Interior

- Radius Counter Tops
- Smoke Detector
- LP Detector
- Fire Extinguisher
- 8ft. Wide-Body Design
- 78" Interior Height
- Monitor Panel
- Cable TV
- Ducted 13.5 A/C
- 12V, AM/FM CD Player
- Raised Panel Overhead Cabinet Doors
- TV Antenna w/Booster

### Kitchen

- Steel Ball-Bearing Drawer Guides -Full Extension
- Hi-Rise Kitchen Faucet
- Convection Oven (below countertop for extra storage)
- 9,000 BTU 3-Burner Cooktop  
(All 3 Burners High Output!)
- Residential Quality Linoleum Flooring
- Power Range Hood w/Light
- Double Door Refer
- Radius Kitchen Counter Tops
- Acrylic Sink with Cover

### Bath Area

- Shower Skylight
- Tub Surround with Built-in Shelves
- Hardwood Medicine Cabinet
- Power Vent in Bathroom
- Porcelain Foot Flush Toilet (5th Wheels)

### Bedroom

- Queen Bed
- Bedroom Night Stands (travel trailers)
- Reading Lights
- 120V Outlets on Both Night Stands (travel trailers)

### Exterior

- 1-Piece ABS Underbelly
- E-Z Lube Hubs
- 4 Stab Jacks (2 on 5th wheels)

- 15" Tires (TT & 5th wheels)
- Outside Speakers
- Outside Shower
- Patio Awning
- Spare Tire (optional on 5th wheels)
- Exterior 120V Outlet
- Large Assist Entry Handle
- One Piece Rubber Roofing Material

## Features

- 25,000 BTU Furnace (245RL & 265RK only)
- 35,000 BTU Furnace (most models)
- The First UDC (Universal Docking Center) in a Lightweight, Mid-Pro 5th Wheel! (5th wheels only)
- 6 Gal DSI Water Heater
- Heated and Enclosed Underbelly
- Electric Slide Outs
- Black Tank Flush System
- Texas Style Storage Doors
- XLT Kitchen Package
  - Upgraded Oil Rubbed Bronze Hardware
  - Upgraded Decorative Glass Inserts
  - Removable Dinette Table (inside/outside) (TT & 245RL 5th wheel only)
  - Large Viewing Window in Kitchen (trailers)
  - Full Extension Ball Bearing Drawer Guides
  - Deep Pantry with Removable Shelves

## Options

- Fiberglass Front Cap (5th Wheels)
- Hitch Cover (5th Wheels)
- RVQ Grill (Travel Trailers)
- Aluminum Wheels
- 15K A/C
- 19" LCD TV (5th wheels) - 15" LCD TV (travel trailers)
- Two Chairs IPO Sofa (some models)
- Free Standing Dinette Table & Chairs
- Spare Tire (5th wheels)
- Hide-A-Bed Air Mattress (5th wheels) (TT standard)
- Queen Pillow Top Mattress Option (travel trailers)
- Retractable Toy Lock

### **\*LITE-WEIGHT STRENGTH PKG. (includes):**

- Strong Laminated Crowned Roof
- Block Foam Brick Insulation
- Aluminum Construction (front, back & side walls, floor, roof)
- Enclosed and Heated Underbelly
- Triple Entry Step (Triple on 5th Wheels)
- Tinted Safety Glass Windows
- 2" Thick (R-7) Sidewall Construction
- Roof & Floor (R-14) Insulation
- 4 Stabilizer Jacks with Sand Pads
- WIDE TRAX Stability Control Axles (Trailers)

- HD Leaf Spring Suspension
- Two 20 lb. Dual LP Tanks (Travel Trailers)
- Two 30 lb. Dual LP Tanks (5th Wheels)

**See us for a complete list of features and available options.**

**All standard features and specifications are subject to change.**