


## Heartland Sundance Fifth Wheels






The all new 2010 Sundance fifth wheel by Heartland is bringing you affordable luxury. These fifth wheels are without a doubt some of the most value-packed mid-profile models on the market today.


The Sundance is offering some exciting new features this year such as solid surface counter tops, oil-rubbed bronze hardware, elegant high-backed dinette chairs, plush recliners and air-mattress hide-a-bed sofas just to name a few. With these features and more, you just can't find a better value.

Choose from ten different floorplan layouts in double or triple slide models that fully maximize your floor space, not to mention that the storage in each is unbeatable. You'll find that Heartland has utilized every square inch to the fullest and provides little hidden storage places even under the free standing dinette chair seats. Now that's thinking!

Heartland is also known for their patented 88 degree turn radius design. This design feature will allow any Sundance owner to back into some of the tightest campsites ever seen. You know the ones - with the great view of the lake, but surrounded by a grove of tightly spaced trees. While other fifth wheel owners will have to pass on these prime campsites, you will be able to back right in. Nothing like being able to take to the road, pull in just about anywhere, and wake up feeling like you never left home! Choose a Sundance 5th wheel for your next luxury vacation!



## 2010 Sundance 3200RE




Triple Slide Sundance FW w/Rear Living Area w/Full Wall Entertainment Center, Slideout Residential Rockers (1 Standard, 1 Opt.) & Booth Dinette or Opt. Free Standing Dinette, L-Sofa/Pantry/Refrigerator & 3 Burner Range Slide, Double Kitchen Sink w/Overhead Cabinets, Step Up to Side Aisle Bath w/Angle Shower, Lav. & Toilet, Linen Cabinet, Dresser w/Drawers, TV Overhead, Full Front Wall Wardrobe, Queen Bed Slideout and More!

Sundance 3200RE Specifications

Specification	Description
Length	34'9"
Width	8'0"
Height	11'10"
Hitch Weight	1,840 lbs
Dry Weight	10,185 lbs
Gross Weight	13,840 lbs
Axle Weight	10,400 lbs
Fresh Water Capacity	57 gals
Grey Water Capacity	80 gals
Black Water Capacity	40 gals
Furnace BTU	35,000
Sleeps	5
Tire Size	ST225/75R 15D
Slides	3
Interior Color	Merlot, Majestic Blue, Mocha, Saddle

## 2010 Sundance 3300RLB



Triple Slide Sundance Fifth Wheel w/Stairs to Loft Bed, Air Mattress Hide-A-Bed Sofa Slideout, Booth Dinette & Air Mattress Hide-A-Bed Sofa Slide, Pantry, Refrig., 3 Burner Range, Dbl. Kitchen Sink, Enter. Center, Step Up to Bed & Bath w/Neo-Angle Shower, Lav. & Toilet, Front Queen Bed Slideout, Large Front Wall Wardrobe, Linen Cabinet, Dresser w/Drawers, TV Overhead, Overhead Cabinets Throughout & More.

Sundance 3300RLB Specifications

Specification	Description
Length	35'9"
Width	8'0"
Height	12'4"
Hitch Weight	1,910 lbs
Dry Weight	9,850 lbs
Gross Weight	13,900 lbs
Axle Weight	10,400 lbs
Fresh Water Capacity	57 gals
Grey Water Capacity	80 gals
Black Water Capacity	40 gals
Furnace BTU	35,000
Sleeps	10
Tire Size	ST225/75R 15D
Slides	3
Interior Color	Merlot, Majestic Blue, Mocha, Saddle

# Sundance Features:

## Standard Features (2010)

### Exterior

- Universal Docking Center  
Hook-Ups Concealed in  
One Easy-to-Access Compartment
- E-Z Lube Hubs
- Rain Gutters w/Downspouts
- Unbeatable Pass-Through Storage
- Chrome Rear Ladder
- Diamond-Plated Accent Bumper
- Front Jacks w/Quick Release Pins
- Flush Floor Electric Slides
- Electric Outlet for Awning Lights
- Exterior Stereo Speakers
- Cable TV Jack - Doorside
- 1 - Piece ABS Underbelly
- Astro-Foil Insulation in Underbelly
- Astro-Foil Insulation on Bath/Bed Deck
- 1-Piece Rubber Roofing Material
- Amber Porch Light
- Sewer Hose Storage in Bumper
- Large Assist Entry Handle
- Dual 30 lb. LP Tanks
- 10" I-Beam Frame
- Entry Step Light w/Switch
- 30" Radius Entry Door w/Dead Bolt at Main Entry
- Water Heater Bypass
- 30 Amp Electrical Service
- Security Light
- Enclosed and Heated Holding Tanks and Valves
- Aerodynamic Fiberglass Front Cap
- High-End Graphics Package
- Patio Awning
- Triple Entry Step
- Break Away Switch
- Electric Powered Front Jacks (5W)
- Overall Height Under 12'

### Kitchen

- Large Stainless Steel Kitchen Sink
- Full Extension Ball-Bearing Drawer Guides
- Drawer in Pantry
- Hi-Rise Kitchen Faucet w/Sprayer
- Residential Quality Linoleum
- Power Range Hood w/Light

### Bath

- Neo Angle Shower
- Medicine Cabinet w/Mirror & Lights
- Porcelain Toilet

### **Bedroom**

- Laundry Chute
- Deluxe Innerspring Mattress
- Lift-Up, Finished Bed Storage
- Speaker Switches
- Shoe Rack in Closet Bedroom Slide Models
- TV Cabinet in Bedroom
- Second A/C Prep

### **Living Area**

- 10 Electrical Outlets in Living Area
- Enclosed Control Panel at Entry
- 10 gal. W/H Gas/Electric
- Residential Style Light Switches
- High-End Oak Hardwood Residential High-Back Rockers
- High-End Window Valances
- Plush Carpet with Padding
- Jackknife Sofa
- Coat Closet
- Flush Floor Slide-Outs
- Smoke Detector
- Carbon Monoxide Detector
- Slide Windows in Both Ends of Slide Outs
- Adjustable A/C Vents for Improved Air Flow

### **Popular Features**

- PATENTED Turning Radius - achieve a 88° turn on a short bed truck!
- Black Tank Flush System
- 12V AM/FM/CD Player & MP3 Player
- 60 x 80 Queen Bed
- Day/Night Shades
- Snap Jack Pins for Landing Gear
- Universal Docking Center
- Porcelain Toilet
- 35,000 BTU Furnace
- Dark Tinted Safety Glass Windows
- Storage in Dinette Chairs

### **Options**

- Solid Surface Countertops
- Air Mattress Sofa-Bed w/Drawer
- 50 Amp Service
- Hitch Cover (5th Wheel only)
- Spare Tire
- Ceiling Fan

- Out side Shower
- 16" Aluminum Wheels w/6,000# axles
- 27" LCD TV (where available)
- Electric Rear Jacks
- Fireplace (where available)
- High-Back, Padded Free Standing Dinette  
Chairs and Table
- 8 Cu. Ft. Refrigerator
- Shock Absorbers
- 2nd Rocker chair (1 STD.)
- Electric Power Awning
- 15,000 BTU A/

**See us for a complete list of features and available options!**

**All standard features and specifications are subject to change.**