





## Fleetwood RV Pulse Motor Home Class C - Diesel



The Fleetwood Pulse class C motor home is such a triumph of engineering, design and style, it's difficult to select its most remarkable feature. With a nimble chassis powered by Mercedes-Benz, it handles more like a fine automobile. The bold exterior styling with full body paint makes a statement both on the road or in the driveway.

On the inside you'll find a contemporary design with clean lines and two beautiful decors to choose from to create the atmosphere that most reflects your style. The Pulse not only offers a comfortable driving experience when you are on the road but when you've found your destination the living quarters are remarkably spacious and comfy. Each of the two models feature a slideout which maximizes your living space. With a full galley that contains a Apollo Half Time Convection Oven/Microwave you'll be cooking up your food in half the time.

At the end of a long day exploring, relax on a cushy double bed (select models) and dream up the trip you'll take tomorrow. With a fuel efficient vehicle packed with this much style and space you'll soon be redefining the way you travel when you choose a Fleetwood Pulse class C motor home today!

## 2010 Pulse 24A




Single Slide Pulse Class C Motor Home Diesel, Full Rear Bath w/Large Wardrobe, Toilet, Lav. & Tub/Shower, Refrigerator, Storage Cabinet, Booth Dinette w/Overhead Cabinet, 3 Burner Range w/Microwave Above/Single Galley Sink & Sofa Bed Slide Out, Cabover Bed or Opt. Cabover Enter. Ctr. w/32" LCD TV, Overhead Cabinets Throughout & Much More.

### Pulse 24A Specifications

Specification	Description
<b>Length</b>	25'2"
<b>Width</b>	7'8"
<b>Height</b>	11'4"
<b>Interior Height</b>	6'8"
<b>Hitch Weight</b>	3,500 lbs
<b>Gross Weight</b>	11,030 lbs
<b>Axle Weight</b>	12,130 lbs
<b>Fresh Water Capacity</b>	29 gals
<b>Grey Water Capacity</b>	33 gals
<b>Black Water Capacity</b>	33 gals
<b>Furnace BTU</b>	25,000
<b>Sleeps</b>	5
<b>Engine</b>	Mercedes-Benz 3.0L
<b>Chassis</b>	Dodge Sprinter
<b>Slides</b>	1
<b>Interior Color</b>	Sea Glass & Cognac
<b>Fuel Type</b>	Diesel

## 2010 Pulse 24D

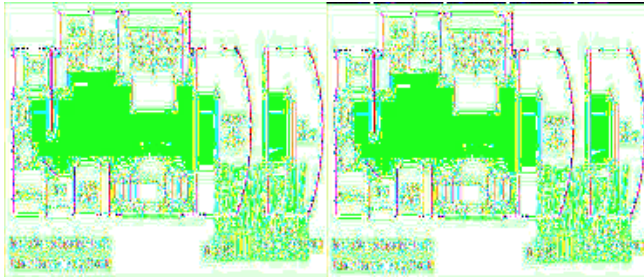


Single Slide Pulse Class C by Fleetwood, Rear Double Bed, Bath w/Shower, Toilet, Lavatory, Wardrobe, 3 Burner Range w/Microwave, Single Galley Sink, Refrig./Pantry & Booth Dinette Slide Out, Cabover Bed or Opt. Enter. Ctr. w/32" LCD TV, Overhead Cab. Throughout & Much More.

### Pulse 24D Specifications

Specification	Description
<b>Length</b>	25'2"
<b>Width</b>	7'8"
<b>Height</b>	11'4"
<b>Interior Height</b>	6'8"
<b>Hitch Weight</b>	3,500 lbs
<b>Gross Weight</b>	11,030 lbs
<b>Axle Weight</b>	12,130 lbs
<b>Fresh Water Capacity</b>	29 gals
<b>Grey Water Capacity</b>	33 gals
<b>Black Water Capacity</b>	33 gals
<b>Furnace BTU</b>	25,000
<b>Sleeps</b>	5
<b>Engine</b>	Mercedes-Benz 3.0L
<b>Chassis</b>	Dodge Sprinter
<b>Slides</b>	1
<b>Interior Color</b>	Sea Glass & Cognac
<b>Fuel Type</b>	Diesel

## 2010 Pulse 24S



Single Slide Pulse Class C Motor House, Rear Bath w/Shower, Ward., Toilet, Lav., 2 Burner Range/Micro. & Sofa Bed Slide Out, Refrig., Pantry, Free Standing Table w/2 Lounge Chairs, Cabover Bed, Opt. Cabover Ent. Ctr. w/32" LCD TV & More.

### Pulse 24S Specifications

Specification	Description
<b>Length</b>	25'2"
<b>Width</b>	7'8"
<b>Height</b>	11'4"
<b>Interior Height</b>	6'8"
<b>Hitch Weight</b>	3,500 lbs
<b>Gross Weight</b>	11,030 lbs
<b>Axle Weight</b>	12,130 lbs
<b>Fresh Water Capacity</b>	29 gals
<b>Grey Water Capacity</b>	33 gals
<b>Black Water Capacity</b>	33 gals
<b>Furnace BTU</b>	25,000
<b>Sleeps</b>	4
<b>Engine</b>	Mercedes-Benz 3.0L
<b>Chassis</b>	Dodge Sprinter
<b>Slides</b>	1
<b>Interior Color</b>	Sea Glass & Cognac
<b>Fuel Type</b>	Diesel

## 2009 Pulse 24A




Single Slide Pulse Class C Motor Home Diesel, Full Rear Bath w/Large Wardrobe, Toilet, Lav. & Tub/Shower, Refrigerator, Storage Cabinet, Booth Dinette w/Overhead Cabinet, 3 Burner Range w/Microwave Above/Single Galley Sink & Sofa Bed Slide Out, Cabover Bed or Opt. Cabover Enter. Ctr. w/32" LCD TV, Overhead Cabinets Throughout & Much More.

### Pulse 24A Specifications

Specification	Description
<b>Length</b>	25'2"
<b>Width</b>	7'8"
<b>Height</b>	11'4"
<b>Interior Height</b>	6'8"
<b>Hitch Weight</b>	3,500 lbs
<b>Gross Weight</b>	11,030 lbs
<b>Axle Weight</b>	12,130 lbs
<b>Fresh Water Capacity</b>	29 gals
<b>Grey Water Capacity</b>	33 gals
<b>Black Water Capacity</b>	33 gals
<b>Furnace BTU</b>	25,000
<b>Sleeps</b>	5
<b>Engine</b>	Mercedes-Benz 3.0L
<b>Chassis</b>	Dodge Sprinter
<b>Slides</b>	1
<b>Interior Color</b>	Sea Glass & Cognac
<b>Fuel Type</b>	Diesel

## 2009 Pulse 24D



Single Slide Pulse Class C by Fleetwood, Rear Double Bed, Bath w/Shower, Toilet, Lavatory, Wardrobe, 3 Burner Range w/Microwave, Single Galley Sink, Refrig./Pantry & Booth Dinette Slide Out, Cabover Bed or Opt. Enter. Ctr. w/32" LCD TV, Overhead Cab. Throughout & Much More.

### Pulse 24D Specifications

Specification	Description
Length	25'2"
Width	7'8"
Height	11'4"
Interior Height	6'8"
Hitch Weight	3,500 lbs
Gross Weight	11,030 lbs
Axle Weight	12,130 lbs
Fresh Water Capacity	29 gals
Grey Water Capacity	33 gals
Black Water Capacity	33 gals
Furnace BTU	25,000
Sleeps	5
Engine	Mercedes-Benz 3.0L
Chassis	Dodge Sprinter
Slides	1
Interior Color	Sea Glass & Cognac
Fuel Type	Diesel

# Pulse Features:

## Standard Features (2010)

### Interior Throughout

- 12V Water Pump, Demand Operation
- 13,500 BTU Ducted Air Conditioner
- 25,000 BTU Furnace, Wall Mounted Thermostat
- 6 Gallon Water Heater, Electronic Ignition, Propane
- AC/DC Load Center w/12V Converter/Battery Charger
- Aircraft Style Overhead Construction with Curved Plyform Cabinet Doors and Integrated Accent Lighting
- Auxiliary Battery, Disconnect Switch on Central Monitor Panel
- Complete TuffPEX Plumbing System
- Curved Plywood, Hollow Core Doors and Integrated Face Frames
- Deluxe Roller Bearing, Full Extension Drawer Guides & Transit-Ship Locks
- GFI Circuit Protection
- Water Pump Controller, On/Off Switches at Galley & Lavy
- Quality Constructed Furniture by Flexsteel®
- Solid Surface Countertops with Brushed Aluminum Accent
- Wall-to-Wall Linoleum
- Water Heater Bypass Valve Fresh Water System Winterization
- Water Pump Controller w/On/Off Switches at Galley & Lavy
- Whole Coach Water Filtration System

### Driver Convenience

- 3 Point Seat Belts at Driver & Front Passenger Seats
- 49" X 74" Lifting Cabover Bed, Privacy Curtain & Sliding Side Windows
- Cabover Bunk Ladder
- Cockpit Area w/Tilt Wheel, Cruise Control, Dome Light, Beverage Cup Holders, Map Pockets, Courtesy Lights
- Dodge® Sprinter Chassis, Turbo Diesel w/Adaptive ESP,® 3.0L CDI 6-Cylinder, 154HP, Automatic 5-Speed Transmission, Independent Front Suspension
- Driver/Front Passenger Airbag Supplemental Restraint System
- Driver/Front Passenger Adjustable/Reclining Bucket Seats w/Armrest and Comfort Headrest
- Folding Key w/Keyless Door Lock
- In-Dash AM/FM/Radio w/CD, iPod Cable w/Full Controls, Aux Input on Face, MP3/WMA, USB Slot, SD/Memory Card Input, Remote Control
- Power Windows & Door Locks

### Living Room

- 19" LCD TV in Cabover or Midship (Dependent on Floor Plan) with Remote
- Ceiling Halogen Lights w/Wall Switches
- Curved Plyform Dinette Base with Brushed Aluminum Toe Kick and Accent Lighting
- Day/Night Pleated Shades w/Fabric Wrapped Valance and Brushed Aluminum Accents
- Home Entertainment System w/2 Speaker Audio System w/DVD, CD, Aux Input, Alarm, USB Input
- Dinette w/2 Cup Holders, Convertible for Sleeping
- Flexsteel® Fabric Jackknife Sofa Bed w/Armrests (Select Models)
- Home Entertainment System w/2 Speaker Audio System w/DVD, CD, Aux Input, Alarm, USB Input
- Overhead Accent Feature Lighting

## **Bathroom**

- Bath Door w/Residential Passage Lock (Select Models)
- Brushed Nickel Robe Hook and Towel Holder
- China Bowl Toilet w/Hand Sprayer
- Curved Shower Rod w/Roller Bearing Shower Rings w/Curtain
- Medicine Cabinet w/Wood Plyform Construction/Mirror/Soffit w/Halogen Lighting
- Molded ABS Shower/Tub w/Surround (24A), Shower Pan (24D)
- Residential Style Metal Faucet w/Round Stainless Steel Sink
- Shower Head w/Flexible Hose Extension
- Skylight/Roof Vent w/12V Fan

## **Galley**

- 16" Stainless Steel Round Deep Bowl Sink w/High Rise Single Lever Faucet and Sprayer
- 3 Burner Cooktop w/High Output/Piezo Igniter
- Apollo Half Time Convection Oven w/Integrated Range Hood Fan and Light
- Brushed Aluminum Panel Refrigerator Inserts
- Dometic® 6 cu.ft. Refrigerator/Freezer
- Plyform Laminated Wood Doors and Drawers

## **Bedroom**

- 52" x 74" Innerspring Mattress (24D only)
- Bedspread w/Pillow Shams (24D)
- Curved Bed Base with Storage Compartment
- Day/Night Pleated Shades w/Fabric Wrapped Valance and Brushed Aluminum Accents (24D)
- Decorative Reading Lights (24D)

## **Exterior Throughout**

- Conveniently Located Fuel Fill on Driver Side B-Pillar
- Debris Awning w/All Slide-Out Rooms
- Dual 6V Deep Cycle Auxiliary Batteries
- Full Size Spare Tire
- Full-Body Paint
- High Gloss Tuff-Coat® Smooth Fiberglass Exterior
- Large 1" (Inside Diameter) Water Tank Drain
- Outstanding Exterior Graphics and Styling
- Pass-Through Storage Compartment
- Rear Ladder
- Trailer Hitch w/7 Pin Electrical Hook-Up
- Utility Compartment w/Holding Tank Dump Valves

## **Body Structure**

- 26" Wide Radius Corner Entry Door w/Window
- ABS Rear Bumper
- Corrosion Resistant Aluminum Tube Hull Framing
- Extruded Aluminum Running Boards w/Molded Rubber Inserts
- Molded Rear Wheel Trim Flares
- Molded Rear Wall/Ceiling Transition Trim
- Molded Fiberglass Wraparound Front End Cap
- Royal Tuff-Ply Radius Roof w/Ducted A/C
- Sidewalls Framed w/1 1/2" Aluminum Tubing

- Vacu-bond® Floor
- Vacu-bond® Hull Lamination Process

### **Storage**

- Galvanized Battery Compartment Container & Lid
- Luggage Compartment Access Under Bed (24D Only)
- Painted Aluminum Skin Luggage Doors w/Strut Assist, Paddle Latches, Stainless Steel Hinges

### **Options**

#### **Interior**

- 15" LCD TV w/Remote Control
- 15,000 BTU A/C with Heat Pump
- 6 Gallon 110V/LP DSI Water Heater
- Cabover Entertainment System: 32" LCD TV w/Home Theater
- Fabrica® Area Rugs
- Fantastic Roof Vent (Galley Area)
- Sirius Satellite Radio® (6 Month Subscription Included)
- Ultraleather™ Driver/Front Passenger Seat Covers
- Villa Jackknife Sofa Bed (Select Models)

#### **Exterior**

- 5.6" Color Rear Vision Camera w/One-Way Audio
- Carefree Box Awning
- Exterior Wash Station
- Heated Holding Tanks
- Onan® 3.6kW Microquiet LP Generator

**See us for a complete list of features and available options!**

**All standard features and specifications are subject to change.**