





## Fleetwood RV Fiesta LX Motor Home Class A

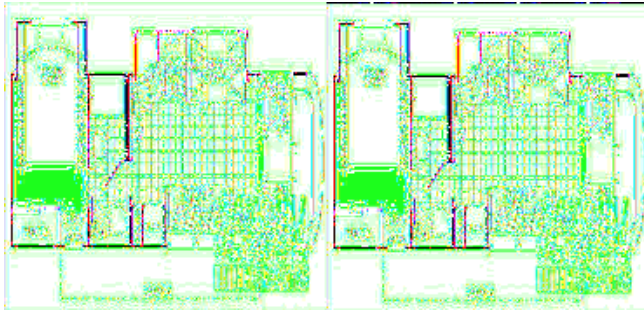


The Fiesta LX by Fleetwood is a Class A in every way. With its upscale features and beautiful full body paint as a standard you'll be the envy both on the road and in the RV resort.

Once inside you will see that feeding the family is a whole lot easier than working the camp stove from the past in your full galley with all the conveniences. Elegant cabinetry with hardwood doors will help hold all the ingredients you'll need to make a gourmet meal and clean-up is even easy when you have a deep double sink.

Once you've taken a little siesta on the Fiesta queen or optional king size innerspring mattress in the bedroom you won't ever want to think about sleeping on a cot again. Vacationing just got easier in the Fleetwood Fiesta LX where you can go from zero to weekend in a matter of seconds!

## 2009 Fiesta LX 29VS

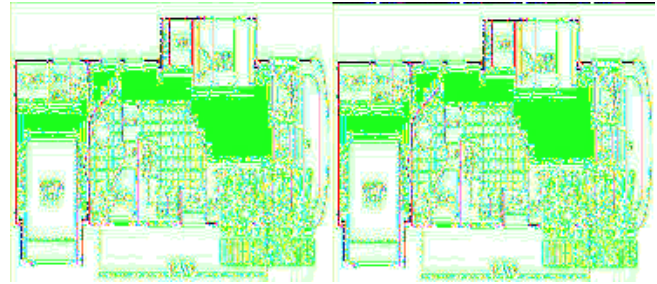


Fiesta LX Class A Motor Home w/Rear Queen Bed Slideout, Wardrobe, Dresser w/Opt. TV Above, Nightstand/Shelf, Vanity w/Sink, Private Toilet & Shower Area, Double Kitchen Sink/3 Burner Range w/Microwave & Booth Dinette Slideout, Sofa Sleeper, Refrigerator, Pantry, 20' Awning & More! Shown w/Ford Specifications. Workhorse Available.

Fiesta LX 29VS Specifications

Specification	Description
Length	30'7"
Width	8'6"
Height	12'3"
Interior Height	6'7"
Hitch Weight	5,000 lbs
Gross Weight	22,000 lbs
Axle Weight	22,000 lbs
Fresh Water Capacity	50 gals
Grey Water Capacity	40 gals
Black Water Capacity	30 gals
Furnace BTU	34,000
Sleeps	5
Engine	6.8L Triton V-10
Chassis	Ford
Tire Size	22.5"
Slides	2
Exterior Color	4 full-body paint colors
Interior Color	5 color choices

## 2009 Fiesta LX 31M

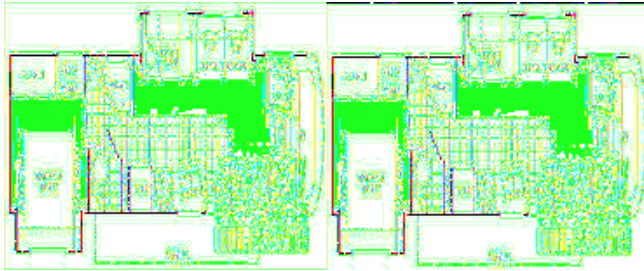


Double Slide Class A Motor Home, Rear Queen Bed Slideout w/Nightstands, Wardrobe, Vanity w/TV Overhead, Storage Cabinet, Side Aisle Bath w/Angle Shower, Lav., Linen Cabinet, Double Bath Entrance, Microwave, 3 Burner Range, Double Kitchen Sink, Sofa Bed, TV Above Cab Area, Pantry/Refrigerator/Booth Dinette Slideout, Engine & Chassis Choice and Much More.

Fiesta LX 31M Specifications

Specification	Description
Length	32'7"
Width	8'6"
Height	12'0"
Interior Height	6'7"
Hitch Weight	5,000 lbs
Gross Weight	20,500 lbs
Axle Weight	20,500 lbs
Fresh Water Capacity	60 gals
Grey Water Capacity	40 gals
Black Water Capacity	30 gals
Furnace BTU	34,000
Sleeps	6
Engine	6.8L Triton
Chassis	Ford
Slides	2
Exterior Color	Pebble Beach/Gold Rush/Patina
Interior Color	Cabernet/Lake/Pebble Beach

## 2009 Fiesta LX 32K



Double Slide Fiesta LX by Fleetwood Motor Home, Rear Queen Bed Slideout w/Nightstands, Wardrobe, Vanity w/TV Overhead, Private Toilet Area, Angle Shower, Lav., Pantry, Refrigerator, 3 Burner Range, Double Kitchen Sink, TV Above Cab Area, Booth Dinette & Sofa Sleeper Slideout, Engine & Chassis Choice and More.

### Fiesta LX 32K Specifications

Specification	Description
Length	33'7"
Width	8'6"
Height	12'0"
Interior Height	6'7"
Hitch Weight	5,000 lbs
Gross Weight	20,500 lbs
Axle Weight	20,500 lbs
Fresh Water Capacity	85 gals
Grey Water Capacity	58 gals
Black Water Capacity	42 gals
Furnace BTU	34,000
Sleeps	6
Engine	6.8L Triton
Chassis	Ford
Slides	2
Exterior Color	Pebble Beach/Gold Rush/Patina
Interior Color	Cabernet/Lake/Pebble Beach

## 2009 Fiesta LX 34B

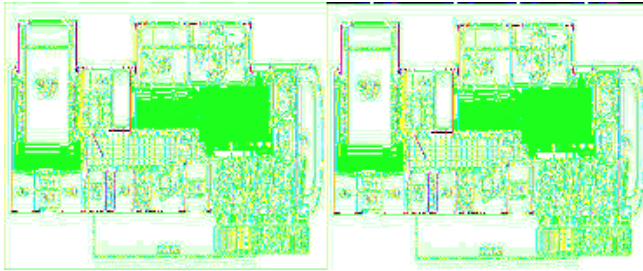


Fiesta LX Bunkhouse Class A by Fleetwood w/Triple Slideouts, Rear Queen Bed or Opt. King Slide w/Nightstand/Shelves, Slideout Wardrobe/Dresser w/Opt. TV/Bunk Beds or Slideout Double Wardrobe w/Dresser w/Opt. TV Above, Storage Cabinet, Pantry, Refrig., 3 Burner Range w/Micro., Dbl. Kitchen Sink, Sofa Bed & Booth Dinette Slide, LCD TV, Bath w/Angle Shower, Vanity w/Sink & Toilet, Choice of Engine & Chassis, Shown w/Ford Specs., Workhorse Available.

### Fiesta LX 34B Specifications

Specification	Description
Length	35'7"
Width	8'6"
Height	12'3"
Interior Height	6'7"
Hitch Weight	5,000 lbs
Gross Weight	22,000 lbs
Axle Weight	22,000 lbs
Fresh Water Capacity	50 gals
Grey Water Capacity	40 gals
Black Water Capacity	30 gals
Furnace BTU	34,000
Sleeps	7
Engine	6.8L Triton V-10
Chassis	Ford
Tire Size	22.5"
Slides	3
Exterior Color	4 full-body paint choices
Interior Color	5 color choices

## 2009 Fiesta LX 34G

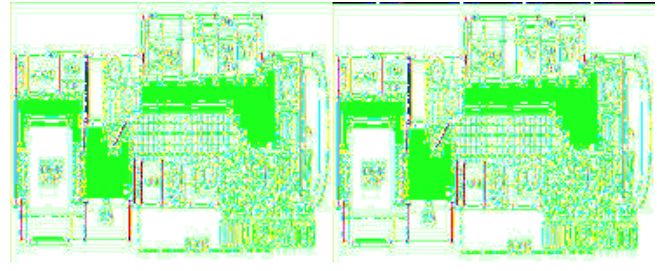


Double Slide Class A Motor Home, Rear Queen Bed w/Nightstands, Wardrobes, Vanity w/Opt. TV Above, Tub/Shower, Lav., Linen Cabinet, Pantry, Refrigerator, 3 Burner Range, Double Kitchen Sink, Flip-Up Shelf, Sofa Bed, TV Above Cab Area, 2nd Sofa Bed & Booth Dinette Slideout, Engine & Chassis Choice and Much More.

### Fiesta LX 34G Specifications

Specification	Description
Length	35'7"
Width	8'6"
Height	12'5"
Interior Height	6'7"
Hitch Weight	5,000 lbs
Gross Weight	22,000 lbs
Axle Weight	22,000 lbs
Fresh Water Capacity	85 gals
Grey Water Capacity	58 gals
Black Water Capacity	42 gals
Furnace BTU	34,000
Sleeps	8
Engine	6.8L Triton V-10
Chassis	Ford
Slides	2
Exterior Color	Pebble Beach/Gold Rush/Patina
Interior Color	Cabernet/Lake/Pebble Beach

## 2009 Fiesta LX 34N



Double Slide Fiesta XL, Rear Queen Bed & Wardrobe Slideout w/Nightstands or Bunks in Place of Wardrobe, Vanity/Opt. TV, 2nd Wardrobe, Tub/Shower, Lav., Pantry, Refrigerator, 3 Burner Range w/Microwave, Double Kitchen Sink, Lounge Chair, TV Above Cab Area, Booth Dinette & Sofa Bed Slideout, Overhead Cabinets, Choice of Engine & Chassis & Much More.

### Fiesta LX 34N Specifications

Specification	Description
Length	35'7"
Width	8'6"
Height	12'5"
Interior Height	6'7"
Hitch Weight	5,000 lbs
Gross Weight	22,000 lbs
Axle Weight	22,000 lbs
Fresh Water Capacity	85 gals
Grey Water Capacity	58 gals
Black Water Capacity	42 gals
Furnace BTU	34,000
Sleeps	8
Engine	6.8L Triton
Chassis	Ford
Slides	2
Exterior Color	Pebble Beach/Gold Rush/Patina
Interior Color	Cabernet/Lake/Pebble Beach

# **Fiesta LX Features:**

## **Standard Features (2009)**

### **Interior - Throughout**

- 120V/12V AC/DC Converter
- 15,000 BTU Ducted Air Conditioner
- 5 Interior Decors
- 34,000 BTU Furnace
- 6 Gallon Quick-Recovery Water Heater w/Direct Spark Ignition
- Automotive A/C Heater Combo
- Battery Disconnect System
- Central Electrical Panel w/Charger
- Deluxe Roller Bearing, Full Extension Drawer Guides
- Energy Management System
- Hidden Cabinet Door Hinges
- On Demand Water Pump w/Filter
- Systems Monitor Panel
- TuffPEX Plumbing System
- Vinyl Ceiling, Cushioned
- Wall Mounted Heat Registers
- Water Heater Bypass
- Wood Cabinet Doors w/Raised Panels

### **Driver Convenience**

- 12V Power Jack
- 3 Point Seat Belts at Driver & Front Passenger Seats
- AM/FM Radio w/CD & Electronic Tuning
- Auxiliary Start Circuit
- Color Rear Vision Camera/Monitor
- Cruise Control
- Double Swivel Sun Visors w/Map Pockets
- Flexsteel Driver Captain's Chair w/Reclining Back/Slide Controls
- Flexsteel Passenger Chair w/Reclining Back/Slide Controls/Footrest/Adjustable Armrest
- Intermittent Wiper Control
- Radio Switch Main/Auxiliary Power
- Satellite Radio Ready
- Telephone Jack
- Tilt Steering Wheel

### **Living Room**

- 32" LCD HDTV Mid-Coach Location
- Day/Night Pleated Shades
- DVD Player
- Video Control Box
- Vinyl Floor Covering in Lavy/Galley

### **Bathroom**

- Glass Shower Door
- Medicine w/Adjustable Shelves
- Molded Acrylic Shower w/Surround
- Power Bath Vent
- Skylight in Tub/Shower
- Vanity Lights

### **Galley**

- 3 Burner Range w/22" Oven
- 30" Microwave
- 8 cu. ft. Dometic Refrigerator
- Coordinated Cabinet Hardware
- Fan-Tastic Power Roof Vent
- Large Stainless Steel Double Sink
- Wood Drawer Construction

### **Bedroom**

- Adjustable Reading Lights
- Innerspring Mattress
- Rear TV Receptacle
- TV Shelf w/Cable Jack (TV not included)
- Wardrobe w/Mirrored Sliding Doors

### **Safety/Conveniences**

- 10 ABC Fire Extinguisher
- Carbon Monoxide Detector/Alarm
- Child Safety Tether
- Entry Grab Handle
- Multiple Seatbelt Locations
- Propane Detector/Alarm
- Smoke Detector/Alarm

### **Exterior - Throughout**

- 30 Amp Service
- 4 Graphic Color Choices
- 4 Point Automatic Levelers
- 4.0 kW Onan MicroQuiet Generator
- ABS Front /Rear Wheel Well Trims
- Amber Porch Light
- Awning Rail/Drip Molding (Both Sides)
- Dometic Patio Awning
- Dual 6V Deep Cycle 217 Amp Auxiliary Batteries
- Exterior Wash Unit
- Full Basement Configuration
- Full Body Paint
- Power/Heated Rear View Mirror
- Radius Entry Door
- Roof Ladder
- TV Antenna w/Signal Booster

### **Body Structure**

- Aluminum Interlocking Floor/Wall/Ceiling Framing
- Fiberglass Front/Rear Cap
- One-Piece Royal Tuff-Ply Radius Roof
- Power Platform Plus Construction (Fleetwood Exclusive)
- Vacu-Bond Floor and Ceiling
- Vacu-bond Walls w/Smooth High Gloss Exterior Tuff-Coat Fiberglass
- Windshield Bonded to Fiberglass Front Cap

### **Automotive**

- 22.5" Aluminum Wheels w/Stainless Steel Trim Kits
- 5,000 lb. Towing Capacity
- Halogen Headlights w/Polycarbonate Lens
- Rear Fuel Fill
- Trailer Hitch w/7 Pin Electrical Hook-Up

### **Storage**

- Continuous One-Piece Compartment Bulb Seal
- Insulated Side-Swing Luggage Doors
- Large, Lighted Pass-Through Exterior Storage Compartment
- Lighted Luggage Compartments
- Rotomolded Polyethylene Luggage Compartments

### **Safety/Convenience**

- Automotive Safety Glass
- Daytime Running Lights
- Deadbolt Latch on Entry Door
- Dual Battery Charge Control
- High Mounted Large Taillights
- Hydraulic 4 Wheel Disk Brakes w/4 Wheel Anti-Lock Brakes
- Large Entry Assist Handle
- One-Piece Swing-Down Engine Access Door
- Park Cable Receptacle
- Patio Receptacle
- Power Entry Step

### **Options**

#### **Interior - Throughout**

- 19" LCD HDTV in Bedroom
- King Bed (Select Models)
- Satellite Antenna
- Sirius Satellite Radio (6 Month Subscription Included)

#### **Exterior - Throughout**

- 30 Amp EMS w/5.5kw Generator /Dual A/C
- 50 Amp EMS w/5.5kw Generator /Dual A/C
- Side Turn Signal Camera

**See us for a complete list of features and available options.**

All features and specifications are subject to change.



**Brownstown 734-284-5500**  
**Birch Run 989-624-700**  
**Mt. Clemens 586-954-3600**

**Waterford 248-674-0346**  
**Wayland/Grand Rapids 269-792-9118**  
**Wixom 248-349-0900**