


## Fleetwood RV Revolution LE Motor Home Class A - Diesel





With the Fleetwood Revolution LE Class A diesel it's like being all dressed up with everywhere to go! Make an impressive entrance with premium furnishings and style to burn. Just imagine yourself lounging on the Ultraleather furniture near the giant LCD TV, with plush carpeting underfoot. With 84" ceilings and triple or quadruple slideouts, there's always room for more at your party.

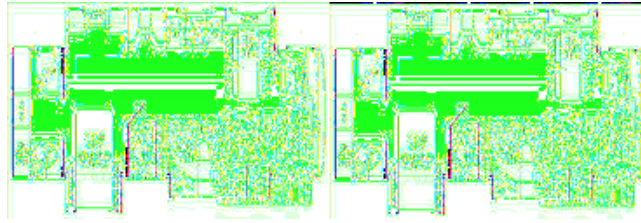
Enjoy a fine bottle of wine in a galley that's just as tastefully crafted. Constructed from rich solid wood, the cabinetry features raised panel doors and brushed nickel hardware that gleams with high-end style. All the appliances are top-of-the-line, chosen for their sleek design as much as for their dependability. In all, it's a worthy spot to toast your latest adventures.

You'll enjoy the star treatment in a grand bath with every amenity. The large mirror and vanity lighting help you look your best, the roomy medicine cabinet stores your supplies, and the satin polished solid countertops create an elegant setting. The master bedroom will have you sleeping like a baby at night and since it is so beautiful you may not even want to wait for evening to spend time enjoying the comfortable surroundings. You can easily relax and watch your favorite program on the large LCD TV, and feel the gentle stirring breeze of the quiet (optional) ceiling fan before drifting off.

Why not revolutionize your traveling experience with a new Revolution LE Class A by Fleetwood today?



## 2009 Revolution LE 42K



Revolution LE Motorhome Triple Slide, Rear Master Bath w/Angle Shower, Wardrobe, Opt. Washer/Dryer & Lavatory, Queen Bed Slideout w/Nightstands, Opt. King Bed, 26" LCD TV, Private Toilet Area w/Lavatory, Living Area Slideout w/Desk, Sofa Bed & Freestanding Dinette, Front Over Cab TV, 4 Door Refrigerator, 3 Burner Range, Microwave, Double Kitchen Sink, Pull-Out Pantry, Ent. Center, China Cabinet, Overhead Cabinets Throughout, and Much More!

### Revolution LE 42K Specifications

Specification	Description
<b>Length</b>	42'12"
<b>Width</b>	8'5"
<b>Height</b>	12'10"
<b>Interior Height</b>	7'0"
<b>Hitch Weight</b>	15,000 lbs
<b>Gross Weight</b>	44,600 lbs
<b>Axle Weight</b>	34,600 lbs
<b>Fresh Water Capacity</b>	100 gals
<b>Grey Water Capacity</b>	70 gals
<b>Black Water Capacity</b>	40 gals
<b>Sleeps</b>	4
<b>Engine</b>	Cummins ISL 400HP
<b>Chassis</b>	Spartan XC Series
<b>Tire Size</b>	Goodyear 295/ 80R 22.5H
<b>Slides</b>	3
<b>Interior Color</b>	Aged Bronze/After Midnight/Obsidian/Liquid Silver

# Revolution LE Features:

## Standard Features (2009)

### Interior

- 25,000/34,000 BTU Dual Furnaces
- 84" Interior Ceiling Height
- Centralized Control Panel Display Center at Entry
- Choice of Regency Cherry, Natural Cherry or Rich Mahogany Wood Finishes
- Complete TuffPEX Plumbing System
- Day/Night Pleated Shades
- Deluxe Roller Bearing, Full Extension Drawer Guides & Transit-Ship Locks
- Densco Climate Control System
- Direct Spark Ignition 10 Gallon Water Heater 120V/ Propane
- Dual Roof Mounted A/C High Efficiency w/Front Solar Panel (3 on 42N)
- Fabrica Carpeting
- Hardwood Cabinet Doors/Drawers
- Padded Vinyl Ceiling
- Power Vent w/Rain Sensors (All Vents, Galley, Bath & Shower Area)
- Raised Panel Upper Cabinet Doors
- Solid Wood Drawers
- Centralized Control Panel Display Center at Entry
- Tank Level Monitor (Interior Only)
- Tile Floor at Front Entry
- Whole Coach Water Filtration System
- Wood Finish Return Air Intake for Furnace

### Driver Convenience

- (2) Auxiliary 12V Dash Receptacles
- Adjustable Brake & Throttle Pedals
- AM/FM/CD Pioneer® Radio w/Color Back Up Monitor and Touch Screen GPS
- Auxiliary Driving Lights
- Auxiliary Fog Lights
- Auxiliary Start Switch
- Battery Disconnect System
- CB Radio Ready
- Driver Side Manual Pull Down Shade
- Driver/Front Passenger Map Lights
- Electric Step Well Cover w/Lighted Step Well Area
- Flexsteel® Ultraleather™ Driver Seat w/Manual Lumbar/6 Way Power/Heat/Adjustable Armrest (Integrated Lap and Shoulder Belts)
- I.C.C. Light Switch
- Power Driver/Front Passenger Sun Visors
- Rear Vision System w/One-Way Audio (Camera & Monitor)
- Soft Touch Smart Wheel
- Tilt & Telescoping Steering Wheel w/Adjustable Dash Gauge Package
- Wider Flexsteel® Ultraleather™ Passenger Seat w/6 Way Power/Electric Footrest (Integrated Lap and Shoulder Belts)

### Exterior

- "Bus Style" Large One-Piece Windshield
- (4) Aluminum Wheels
- (4) Mud Flaps
- 2000 Pure Sine Wave Watt Inverter w/Remote
- 50 Amp Power Cord
- Battery Monitor
- Chrome "Bus Style" Heated Mirrors w/Remote Adj. & Turn Signal Indicators
- Domed One-Piece Fiberglass Roof w/Radius corners
- Dual Holding Tank San-T-Flush System
- Dual Pane Windows w/Screens
- Electric Patio Awning
- Electronic Battery Control Center
- Energy Management System (50 Amp)
- Exterior Convenience Light at Dump Valves
- Fiberglass Front/Rear Caps w/High Mounted Taillights
- Electric Front Entry Door Awning
- Large Windshield Washer Battle w/Sprayer Nozzles
- Multi Point Water Pump Switching
- Onan 8.0 kW Quiet Diesel Generator
- Sloped Roof on Slide out Boxes
- Sound Insulation Front & Rear
- Surge Guard RV Power Protection
- Top Mounted Intermittent Wipers
- Utility Light Front & Rear
- Variable Speed Aquatec Water Pump

#### **Body Structure**

- Aluminum Interlocking Floor/Wall/Ceiling Framing
- Heated Water & Holding Tank Compartments
- Liberty Chassis w/Patent Pending (Fleetwood Exclusive)
- Steel Surface on Front Bulkhead/Engine Frame
- Vacu-bond® Insulated Storage Area
- Vacu-bond® Sidewall, Roof & Floor Construction

#### **Storage**

- Exterior Side Hinged Storage Doors (on Select Doors)
- Lighted Luggage Compartments
- Pass-Through Compartments

#### **Living Room**

- Coffe Ceiling w/Halogen Lighting on Dimmer Switch
- Flexsteel Ultraleather Love Seat
- Flexsteel Ultraleather Sofa Bed
- Samsung 32" HD LCD TV in Front Overhead
- Samsung Home Theater System w/DVD Player & 5.1 Dolby Surround Sound Speakers
- TracVision Domed Digital Satellite System

#### **Galley**

- Base Cabinet Storage for the Range & Galley Sink Covers
- Ceramic Tile Backsplash
- Ceramic Tile Floor w/Accent (Laid Diagonally)

- Coffe Ceilings w/Halogen Lighting on Dimmer Switch
- GE Convection Microwave Oven w/Built-in Range Hood
- Hardwood Dinette Table, 2 Free-Standing Chairs & 2 Folding Chairs
- High Rise Galley Faucet w/Pullout Sprayer
- Large 70/30 Split Solid Surface Sink
- Norcold 12 cu. ft. 4 Door Stainless Steel Refrigerator w/Ice Maker and Water Dispenser
- Recessed 3 Sealed Burners Cook Top (Stainless Steel)
- Satin Polished Solid Surface Galley Counter Top
- Satin Polished Solid Surface Range & Sink Covers

## **Bedroom**

- 60" x 80" Full Queen Bed Mattress
- Cedar Lined Wardrobe
- Coffe Ceilings w/Halogen Lighting on Dimmer Switch
- Day/Night Pleated Shades
- DSS 2nd Receiver Ready Bedroom Area (Coax Cable)
- Samsung 19" LCD HDTV (26" in 42K and 42W)
- Samsung DVD Player
- Satin Polished Solid Surface Nightstand and Base Cabinet Counter Tops

## **Bathroom**

- Ceramic Tile Flooring in Bath
- Deluxe Medicine Cabinet
- Moen Hand Held Shower Head
- Residential China Bowl Flush Toilet w/Hand Sprayer (Select Models)
- Shower Door w/Obscure Glass
- Skylight in Shower
- Vacuum Flushed Toilet (40E Rear Bath Only, 40V & 40R)

## **Safety/Conveniences**

- Carbon Monoxide Detector /Alarm
- Centralized Control Panel Display Center
- Energy Management System (EMS) w/Soft Start
- Fire Extinguisher
- Propane Detector /Alarm
- Smoke Detector /Alarm

## **Exterior**

- "Bus Style" Large One-Piece Windshield  
(4) Aluminum Wheels
- (4) Mud Flaps
- 2000 Watt Pure Sine Wave Inverter w/Remote
- 50 Amp Service
- Battery Monitor
- Chrome "Bus Style" Heated Mirrors w/Remote Adjustment & Turn Signal Indicators
- Domed One-Piece Fiberglass Roof w/Radius Corners
- Dual Holding Tank San-T-Flush™ System
- Dual Pane Windows w/Screens
- Electric Front Entry Door Awning
- Electric Patio Awning
- Electronic Battery Control Center
- Energy Management System (50 Amp)

- Exterior Convenience Light at Dump Valves
- Fiberglass Front/Rear Caps w/High Mounted Taillights
- Large Windshield Washer Bottle w/Sprayer Nozzles
- Multi Point Water Pump Switching
- Onan® 8.0 KW Quiet Diesel Generator
- Sloped Roof on Slide out Boxes
- Sound Insulation Front & Rear
- Surge Guard RV Power Protection
- Top Mounted Intermittent Wipers
- Utility Light Front & Rear
- Variable Speed Aquatec Water Pump
- Window Awnings (Bedroom & Front Roadside Windows)

## Options

### Interior

- Automatic Generator Start System
- Central Vacuum System w/Accessory Kit
- Full Tile Flooring
- Satellite Receiver Package
- Stackable Washer/Dryer Unit (Select Models)
- Vented Washer/Dryer Unit
- Water Heater 16 Gallon Output

### Drivers Convenience

- Rear Vision System with Side Cameras
- Spotlight w/Remote

### Living Room

- Euro Recliner (40R)
- Laptop Desk w/Recliner (42K)
- UltraLeather Sofa Sleeper w/Air Mattress

### Bedroom

- Bedroom Ceiling Fan (Select Models)
- Dual Control King Air Mattress (Select Models)
- Dual Control Queen Air Mattress
- Samsung 26" LCD HDTV
- Second Sink (42N)

### Galley

- Dometic Side-by-Side Stainless Steel Refrigerator
- Facing Dinette
- Fisher & Paykel DishDrawer
- Free Standing Table & Chairs
- Recessed 3 Sealed Burner, Stainless Steel Range w/Oven & Solid Surface Covers

### Exterior

- (12) Exterior Graphics Packages (Electric Awning Included in Graphic Package)
- A Tray Package (2) 90"
- B Tray Package (2) 54", (2) 36"

- C Tray Package (1) 90", (1) 54", (1) 36"
- D Tray Package (1) 54", (1) 36"
- Diamond Shield Clear Front Protective Mask
- Dual Roof Mounted A/C High Efficiency w/Heat Pump and Front Solar Panel
- Electric Power Cord Reel (Standard on 42N, 42K, and 42W)
- Exterior Entertainment Center (Samsung® 32" LCD HDTV)
- In-Motion TracVision® Domed Digital Satellite System
- Rear Rock Guard w/Logo
- SaniCon Waste Pump

### **Fleetwood Advantages**

- 84" Interior Ceiling Height
- Complete TuffPEX Plumbing System
- Energy Management System (EMS) w/Soft Start
- Liberty Chassis w/Patent Pending (Fleetwood Exclusive)
- Vacu-Bond Upper/Lower Floors

**See us for a complete list of features and available options!**

**All standard features and specifications are subject to change.**