




Itasca Navion iQ Motor Home Class C - Diesel




The Navion iQ takes intelligent design and innovative use of space to new levels, making this coach live and perform much larger than its nimble and efficient 24 feet. In the cab, seats are designed for maximum driving comfort and swivel 180 degrees to become an integral part of the living area. The full-featured galley includes a recessed stainless steel sink with a faucet that folds down to allow the sink cover to close for added countertop space.

Every space is optimized for convenient use with contemporary curved cabinetry that looks great and increases usable storage. A generous wardrobe is standard. A wall-mounted 19" LCD TV on the 24CL extends and swivels to accommodate viewing from the rear dinette or the front area of the coach.

The 24DL features a spacious rear slideout with a deluxe memory foam queen bed. You'll find additional sleeping space on the front bench seats that convert to a large bed.

Take a look at the all-new Navion iQ and see for yourself why it's the intelligent choice in Class C motor homes.

2009 Navion iQ 24CL




Navion iQ Class C Diesel Motor Home w/Rear U-Shaped Dinette, Storage Cabinet, Refrigerator, Kitchen Sink, 2 Burner Range, TV, Shower, Vanity w/Sink & Toilet, Wardrobe, Storage w/Pull-Out Table, Lounge Chair w/Pull-Up Table and Much More.

Navion iQ 24CL Specifications

| Specification | Description |
|-----------------------------|--|
| Length | 24'8" |
| Width | 7'6" |
| Height | 10'7" |
| Interior Height | 6'5" |
| Hitch Weight | 5,000 lbs |
| Gross Weight | 11,030 lbs |
| Axle Weight | 12,130 lbs |
| Fresh Water Capacity | 40 gals |
| Grey Water Capacity | 32 gals |
| Black Water Capacity | 32 gals |
| Furnace BTU | 20,000 |
| Sleeps | 2 |
| Engine | 3.0L CDI Mercedes |
| Chassis | Dodge Sprinter |
| Exterior Color | Champion Red, Rivers Edge, Steel, Sterling |
| Interior Color | Summerville, Coaster, Sand Storm |

2009 Navion iQ 24DL



Class C Diesel Navion IQ w/Rear Queen Bed Slideout w/Nightstands, TV, Wardrobe, Sink, 2 Burner Range, Refrigerator, Shower, Lav. & Toilet, 2 Bench Seats in Front w/Table in Front of One Makes into Cross Coach Sleeping 38" x 82", Front TV and Much More.

Navion iQ 24DL Specifications

| Specification | Description |
|-----------------------------|--|
| Length | 24'8" |
| Width | 7'6" |
| Height | 10'7" |
| Interior Height | 6'5" |
| Hitch Weight | 5,000 lbs |
| Gross Weight | 11,030 lbs |
| Axle Weight | 12,130 lbs |
| Fresh Water Capacity | 35 gals |
| Grey Water Capacity | 32 gals |
| Black Water Capacity | 32 gals |
| Furnace BTU | 20,000 |
| Sleeps | 3 |
| Engine | 3.0L CDI Mercedes |
| Chassis | Dodge Sprinter |
| Slides | 1 |
| Exterior Color | Champion Red, Rivers Edge, Steel, Sterling |
| Interior Color | Summerville, Coaster, Sand Storm |

Navion iQ Features:

Standard Features (2009)

Automotive/Chassis

- 154-hp Mercedes-Benz® 3.0L CDI 6-cylinder turbo-diesel engine
- 5-speed automatic transmission w/tip shift
- 4-wheel ABS w/skid control
- Adaptive ESP® technology
- 180-amp. alternator
- Trailer Hitch5: 5,000-lb. drawbar/500-lbs. maximum vertical tongue weight w/7-pin connector
- Stainless steel wheel liners
- Dual rear wheels

Options

- Stylized aluminum wheels

Cab Area & Driver Conveniences

- RV Radio®: AM/FM stereo, CD player, iPod interface connector, weather band and remote
- Cab seats w/armrest, adjustable lumbar support and headrest
- Swivel/slide seat pedestal
- Power door locks
- Power windows
- Power Mirrors w/defrost and turn signal indicators
- Beverage holder
- Cruise Control
- Chassis/house battery radio power switch
- Sunvisors
- Cab window blinds
- Document clip

Options

- Sirius satellite radio w/6-month subscription
- Rearview monitor system w/one way audio
- Dash applique package

Interior

- Stereo system w/AM/FM radio, alarm clock, CD/DVD player, input jack
- 19" LCD TV (24CL)
- Entertainment center w/32" LCD TV
- 15" LCD DC TV (24DL)
- Satellite system ready
- Mini blinds (kitchen and bath)
- Skylight
- Day/night pleated shades (lounge, dinette and bedroom)

Options

- RV digital satellite dish antenna w/elevation sensing unit

Kitchen

- Microwave oven
- 2-burner range top w/glass cover
- Powered ventilator fan
- Norcold® refrigerator/freezer
- Stainless steel sink
- Glass sink cover
- Laminate countertops

Options

- Water filtration system

Bath

- Flexible shower head
- Powered roof vent
- Stainless steel sink
- Skylight

Bedroom

- 15" LCD DC TV (24DL)
- Memory foam mattress (24DL)

Exterior

- Remote keyless entry
- Automatic entrance door step(s)
- Storage compartments w/bottom truck liner
- Tinted windows
- Porch light
- Power outlet
- Lower front protective mask

Options

- Acrylic patio awning w/metal wrap

Heating & Cooling System

- Automotive heater/air conditioner
- 13,500 BTU air conditioner
- 20,000 BTU furnace

Options

- A/C heat pump

Electric System

- Service Center: cable TV input, power cord, portable satellite dish hookup
- Auxiliary start circuit
- Battery disconnect system (coach)
- Automatic dual battery charge control
- LP generator prep kit
- Monitor panel
- 30-amp power cord

Options

- 3,200 watt Cummins Onan diesel generator
- 3,600 watt Cummins Onan MicroQuiet LP generator
- Diesel generator prep kit

Plumbing System

- TrueLevel holding-tank monitoring system
- 6-gallon LP water heater
- Winterization Package: water heater bypass valve and siphon tube
- Drainage valves, 10 ft. sewer hose
- Water pump
- Exterior Wash Station: city water hookup/tank diverter fill

Options

- Heated drainage system
- 6 gallon 120VAC/LP water heater

Safety

- Driver and passenger airbags
- Seat belts
- LP, smoke and carbon monoxide detectors
- 10 BC fire extinguisher
- Ground fault interrupter
- Child eat tether anchor
- High mount break lamps
- Daytime running lights
- Fog lamps

See us for a complete list of features and available options!

All standard features and specifications are subject to change.