

Itasca Suncruiser Motor Home Class A






Put the all new 2009 Itasca Suncruiser at the top of your shopping list this year. Traveling takes on a whole new meaning in a class A with this much style and comfort. This year why not make sure your vacations are filled with fun and relaxation.

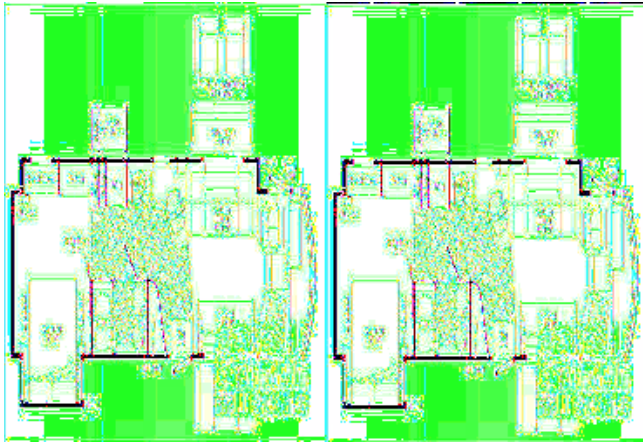
Each model offers a spacious interior with the SmartSpace design philosophy to give you innovative user-friendly features like in the BenchMark full comfort dinette that offers innerspring cushions that flip up to reveal large storage bins below. For extra sleeping the entire dinette converts to a comfy bed.

All four models features double or triple slideouts to maximize your living space with queen or king beds, depending on the model, in the master bedroom. Models 32H and 35P (new for 2009) both feature a giant full wall slide w/plenty of options. All are perfect for a family on-the-go.

Let an Itasca Suncruiser class A coach make your shopping a little easier. Come choose yours today and escape to a relaxing vacation spot soon!



2009 Suncruiser 32H



Itasca Double Slide Class A w/Rear Queen Bed Slideout w/Nightstands, Full Wall Slide Including Chest of Drawers/Wardrobe/Dbl. Pantry/Refrig./3 Burner Range/ Dbl. Kitchen Sink & U-Shaped Dinette or Opt. Rest Easy Sofa or Rest Easy Theater Seating, Sofa Bed on Passenger Side, 32" LCD TV, Bath w/Dbl. Entry Including Tub/Shower, Toilet, Vanity w/Sink, Choice of Engine & Chassis and Much More! Shown w/Ford Specs., Workhorse Avail.

Suncruiser 32H Specifications

Specification	Description
Length	32'10"
Width	8'5"
Height	12'3"
Interior Height	7'2"
Hitch Weight	5,000 lbs
Gross Weight	22,000 lbs
Axle Weight	22,000 lbs
Fresh Water Capacity	85 gals
Grey Water Capacity	48 gals
Black Water Capacity	43 gals
Furnace BTU	35,000
Sleeps	6
Engine	6.8L Triton V-10
Chassis	Ford
Slides	2
Exterior Color	Black Knight, Blue Reflection, Cayenne, Latte'
Interior Color	North Star, Portabello, Stonebriar

2009 Suncruiser 35L



Itasca Double Slide Class A w/King Bed Option, Rear Queen or King Bed w/Nightstands & Wardrobe Slideout, 2nd Wardrobe, Chest of Drawers, Opt. Washer/Dryer w/Built In TV Cabinet Above, Angle Shower, Lav., Double Pantry & Refrigerator or Opt. Single Pantry w/4 Door Refrigerator/Freezer, 3 Burner Range, Double Kitchen Sink, TV Above Cab, Rest Easy Sofa & Booth Dinette Slideout, StoreMore in Front Slideout, Choice of Engine & Chassis & More. Ford Specifications Shown.

Suncruiser 35L Specifications

Specification	Description
Length	36'0"
Width	8'5"
Height	12'3"
Interior Height	7'2"
Hitch Weight	5,000 lbs
Gross Weight	22,000 lbs
Axle Weight	22,000 lbs
Fresh Water Capacity	88 gals
Grey Water Capacity	53 gals
Black Water Capacity	65 gals
Furnace BTU	40,000
Sleeps	6
Engine	6.8L Triton V-10
Chassis	Ford
Slides	2
Exterior Color	Black Knight, Blue Reflection, Cayenne, Latte'
Interior Color	North Star, Portabello, Stonebriar

2009 Suncruiser 35P



Itasca Suncruiser Class A w/Full Wall Slide on Drivers Side Including Bedroom Chest of Drawers/Opt. TV/Storage Cabinet or Opt. Wash/Dryer/Pantry/Refrig./3 Burner Range & Rest Easy Sofa or Rest Easy Theater Seating, Slideout Booth Dinette, 37" LCD TV, Full Bath Including Corner Shower, Vanity w/Sink & Toilet, King Bed Slideout w/Nightstands, Bedroom Wardrobe & Storage Cabinet, Choice of Eng. & Chassis & More. Shown w/Ford Specs., Workhorse Avail.

Suncruiser 35P Specifications

Specification	Description
Length	35'5"
Width	8'5"
Height	12'3"
Interior Height	7'2"
Hitch Weight	5,000 lbs
Gross Weight	22,000 lbs
Axle Weight	22,000 lbs
Fresh Water Capacity	85 gals
Grey Water Capacity	60 gals
Black Water Capacity	43 gals
Furnace BTU	40,000
Sleeps	6
Engine	6.8L Triton V-10
Chassis	Ford
Slides	3
Exterior Color	Black Knight, Blue Reflection, Cayenne, Latte'
Interior Color	North Star, Portabello, Stonebriar

2009 Suncruiser 38T



Double Slide Class A w/Rear Queen Bed/Nightstands w/Drawers Above One/Wardrobe/37" TV w/Swing-Out Table & Lounge or Euro Chair Slideout, 2nd Bedroom Vanity w/Sink, Angle Shower, Lav., Double Bath Entrance, Dbl. Kitchen Sink, 3 Burner Range, Opt. Wash/Dryer, Double Pantry/Refrigerator/Oval Dinette w/Chairs or Booth Dinette & Rest Easy Sofa or Theater Seating Slideout, Choice of Engine & Chassis & More. Shown w/Ford Specs., Workhorse Avail.

Suncruiser 38T Specifications

Specification	Description
Length	38'9"
Width	8'5"
Height	12'3"
Interior Height	7'2"
Hitch Weight	5,000 lbs
Gross Weight	24,000 lbs
Axle Weight	24,500 lbs
Fresh Water Capacity	88 gals
Grey Water Capacity	68 gals
Black Water Capacity	52 gals
Furnace BTU	40,000
Sleeps	6
Engine	6.8L Triton V-10
Chassis	Ford
Slides	2
Exterior Color	Black Knight, Blue Reflection, Cayenne, Latte'
Interior Color	North Star, Portabello, Stonebriar

Suncruiser Features:

Standard Features (2009)

Automotive & Chassis

- Ford Chassis
- 362 Hp 6.8L Super-Duty V10 SOHC Triton Engine
- 5 speed TorqShift Transmission
- HydroMax Brakes
- 130-amp Alternator
- 4 Wheel ABS
- Trailer Hitch 5,000 lb. drawbar/500 lb. Maximum Capacity Tongue Weight and Wiring
- 7-Pin Tow Connector
- Stylized Aluminum Wheels
- Battery Disconnect System (chassis)
- Hydraulic Leveling Jacks w/3 Position Controls

Options

- Workhorse W22 series chassis - 8.1L GM Vortec V8, 340 hp, Allison 1000 Series 6-Speed Automatic Transmission, 145 amp Alternator (32H, 35L, 35P only)
- Workhorse W24 series chassis - 8.1L GM Vortec V8 engine, Allison 2350 MH 6 speed automatic transmission, 145 amp alternator (35L, 35P, 38T only)

Cab & Driver Conveniences

- RV Radio: AM/FM stereo, CD player, weather band and remotes
- Chassis/coach battery radio power switch
- UltraLeather Cab Seats: adjustable armrest, lumbar support, and multi adjustable recline, swivel/slide
- 6 way power assist driver seat pedestal
- Rearview monitor w/one way audio
- Cab sound control package
- Convenience tray
- Cruise control
- Map lights
- Front wraparound curtain
- Tilt power steering
- Defroster fans
- Sunvisors
- Dash workstation
- C.B. prep kit
- Power mirrors w/defrost and turn signal indicator

Options

- Sirius satellite radio w/ipod interface connector (6-month subscription included)
- Side view video camera system
- Window shades
- Powered sunvisors
- Passenger footrest(Ford) (35P only)

Interior

- Home Theater Sound System: amplifier, DVD player, receiver, 5 speakers and subwoofer
- 32" LCD TV (32H & 35L)
- 37" LCD TV (35P & 38T)
- Video selection system
- Satellite system ready
- OnePlace system center
- Day/night pleated shades
- Dual-glazed/thermo-insulated windows

Options

- Winegard RV digital satellite dish
- King-Dome RV digital satellite dish w/automatic elevation sensing unit
- King-Dome HD ready in motion satellite dish
- Washer/dryer combination (N/A w/king bed 35L) (n/a 32H)
- Fireplace (38T only)

Kitchen

- Corian solid surface countertops
- Sharp stainless steel microwave/convection oven w/vented range fan
- Amana 3 burner range top w/storage below
- Norcold refrigerator/freezer
- Powered ventilator fan
- Corian sink & range covers
- Water filtration system w/separate faucet
- Mini blinds

Options

- Amana 3 burner range w/oven
- Norcold refrigerator/freezer w/icemaker
- Norcold 4 door refrigerator/freezer w/icemaker

Bath

- Flexible shower head w/Moen Posi-Temp
- Powered roof vent
- Curved shower w/built in shower seat (NA 32H)
- Mini blinds (35L)

Options

- Fold down shower seat (32H only)

Bedroom

- Queen bed (32H, 35L & 38T)
- King bed (35P)
- Innerspring mattress
- Underbed storage
- 20" LCD TV (32H)
- DVD cable ready (35L, 35P & 38T)

- Hamper (35L & 35P)
- Night pleated shades

Options

- Sleep Number bed by Select Comfort
- Stereo System: AM/FM radio, CD/DVD player, alarm clock, MP3 input and headphone jack
- 26" LCD TV (n/a 32H)
- King bed (35L only)

Exterior

- Exterior Entertainment Center: AM/FM radio, CD player, remote, speakers and table in a lockable compartment
- Patio awning
- TriMark KeyOne lock system
- Porch light
- Electric door steps
- Ladder
- Mud flaps

Options

- Electric patio awning w/wind sensor and remote
- Lower front protective mask
- 2nd patio awning, manual or electric w/wind sensor and remote (38T only)

Heating & Cooling System

- TrueAir residential central air conditioning
- Heat pump
- Floor ducted heating system
- 35,000 BTU furnace (32H)
- 40,000 BTU furnace (35L, 35P & 38T)

Electrical System w/QuickPort

- AC/DC distribution system
- 55 amp converter/charger
- Service Center: cable TV input, power cord, QuickPort hatch, portable satellite dish hookup
- 5,500 watt Cummins Onan Marquis Gold generator
- PowerLine energy management system
- Auxiliary start circuit
- Group 31 batteries
- Battery disconnect system (coach)
- Automatic dual-battery charge control
- Generator/shoreline automatic changeover switch
- 50 amp power cord
- 10 watt solar battery charger panel

Options

- 600 watt inverter

Plumbing System w/QuickPort

- Service Center: QuickPort hatch, exterior wash station w/pump switch, city water hookup w/diverter valve, drainage valves, tank flush system
- TrueLevel holding tank monitoring system
- 10 gallon water heater
- LP tank
- Motoraid auxiliary water heater
- Water System Filtration Package: filter housing, filter, wrench
- Water System Winterization Package: water heater bypass valve and siphon tube

Safety

- Seat belts
- LP, smoke and carbon monoxide detectors
- 10 BC fire extinguisher
- Ground fault interrupter
- High mount brake lamps
- Key activated slide room master lock switch
- Child seat tether anchor in forward facing dinette

See us for a complete list of features and available options!

All standard features and specifications are subject to change.