





Itasca Latitude Motor Home Class A




The 2009 Itasca Latitude class A motorhome is leading the pack with three innovative floorplans loaded with standard features and plenty of storage for all of your gear. You'll love the beautiful contemporary styling of the curved cabinetry and the 7'2" ceiling height. You also have a choice of three different interior fabric decors to make it your own.

With the Latitude you can have a gas or diesel pusher. It's the first coach to take advantage of the Workhorse UFO™ chassis with its powerful 8.1L, 340 hp rear engine. Or, you may wish to choose the Freightliner® XC diesel chassis with a Cummins® 6.7L diesel engine.

All floorplans offer double or triple slideouts to help maximize your interior living space. With choices like a 4-door refrigerator and free standing dining table & chairs in each, and an optional king bed in model 39N and 39W you'll find the Latitude has everything that you need. There is an abundance of innovative storage space throughout the coach with the use of the SmartSpace design philosophy and the 37" LCD TV is great for your evening entertainment.

For your next adventure choose a Itasca Latitude class A gas or diesel coach.

2009 Latitude 37G

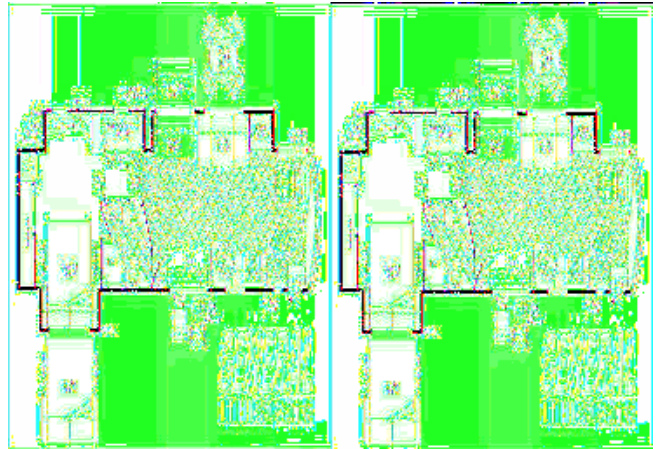


Latitude Class A Diesel Coach w/Gas Engine Opt., Rear Queen Bed w/Nightstands, Private Toilet Area w/Storage, 37" LCD TV, Booth Dinette & Sofa Bed Slideout or Opt. Round Dining Table & Sofa Sleeper or Rest Easy Sofa Slide, Euro Chair w/Ottoman, Double Kitchen Sink, 3 Burner Range, Refrigerator w/4-Door Opt. Pantry, Corner Shower, Storage Cabinet & Wardrobe Slide, Overhead Cabinets Throughout & More. Optional Workhorse Chassis & Gas Engine Available. Freightliner Specifications Shown.

Latitude 37G Specifications

Specification	Description
Length	37'10"
Width	8'5"
Height	12'4"
Interior Height	7'2"
Hitch Weight	10,000 lbs
Gross Weight	27,910 lbs
Axle Weight	27,910 lbs
Fresh Water Capacity	92 gals
Grey Water Capacity	66 gals
Black Water Capacity	64 gals
Furnace BTU	40,000
Sleeps	6
Engine	6.7L Cummins ISB
Chassis	Freightliner XC
Slides	2
Exterior Color	Golden Pewter, Regal Blue, Sandstone, Vintage
Interior Color	Rain Barrel, Aruba Sands, Cocoa Beach

2009 Latitude 39N




Triple Slide Latitude Diesel Motor Home w/Rear Queen Bed Slideout w/Nightstands or Opt. King Bed, Wardrobe, Storage or Opt. Wash/Dryer, Chest of Drawers/TV, Bunk Beds/Wardrobes, Opt. DVD/LCD Monitors, Side Aisle Bath w/Corner Shower, Lav. & Toilet, 37" LCD TV, Sofa Bed, Dbl. Kitchen Sink, 3 Burner Range, 4-Door Refrig./Booth Dinette or Opt. Round Table & Sofa Bed Slideout and Much More!

Latitude 39N Specifications

Specification	Description
Length	39'11"
Width	8'5"
Height	12'4"
Interior Height	7'2"
Hitch Weight	10,000 lbs
Gross Weight	27,910 lbs
Axle Weight	27,910 lbs
Fresh Water Capacity	92 gals
Grey Water Capacity	79 gals
Black Water Capacity	52 gals
Furnace BTU	40,000
Sleeps	8
Engine	6.7L Cummins ISB
Chassis	Freightliner XC
Slides	3
Exterior Color	Golden Pewter, Regal Blue, Sandstone, Vintage
Interior Color	Rain Barrel, Aruba Sands, Cocoa Beach

2009 Latitude 39W



Itasca Latitude Class A Diesel or Opt. Gas Coach w/Rear Queen or Opt. King Bed Slideout w/Nightstand/Pantry/Refrig./3 Burner Range & Dbl. Kitchen Sink Super Slide, Euro Chair w/Ottoman, End Table/Cabinet, Booth Dinette & Sofa Bed Slideout or Opt. Round Dining Table & Chairs w/Sofa Options, 37" LCD TV, Angular Bath w/Lav., Shower & Double Entrance, Bench Seat in Bedroom w/TV Opt. Above, Storage w/Wash/Dryer Opt., Ward. & More. Opt. Workhorse Chassis & Gas Eng. Avail. Shown w/Freightliner Specs.

Latitude 39W Specifications

Specification	Description
Length	39'6"
Width	8'5"
Height	12'4"
Interior Height	7'2"
Hitch Weight	10,000 lbs
Gross Weight	27,910 lbs
Axle Weight	27,910 lbs
Fresh Water Capacity	92 gals
Grey Water Capacity	75 gals
Black Water Capacity	64 gals
Furnace BTU	40,000
Sleeps	6
Engine	Cummins 6.7L ISB
Chassis	Freightliner XC
Slides	2
Exterior Color	Golden Pewter, Regal Blue, Sandstone, Vintage
Interior Color	Rain Barrel, Aruba Sands, Cocoa Beach

Latitude Features:

Standard Features (2009)

Automotive/Chassis

- Freightliner XC Chassis
- Cummins ISB 6.7L turbo-charged diesel 340 hp
- Rear radiator
- Allison 6 speed electronic 2500 MH transmission
- NeWay front & rear air suspension
- 160-amp alternator
- Engine exhaust brake
- Stainless steel wheel liners
- Exhaust brake switch
- 4-wheel ABS
- Automatic leveling jacks
- Trailer hitch 10,000 drawbar/500 lbs. maximum vertical tongue weight
- 7-pin trailer wiring

Options (n/a 39N)

- Workhorse UFO Chassis
- 340 Hp GM Vortec 8100 gas engine
- Allison 2000 series automatic 6-speed transmission w/two overdrive gears
- 145-amp alternator
- Trailer Hitch: 5,000-lb. drawbar/500-lbs. maximum vertical tongue weight
- Chrome exhaust extensions

Cab Area & Driver Conveniences

- Cab seats w/armrest, lumbar support, multi adjustable slide/recline/swivel
- RV Radio: AM/FM stereo, CD player, weather band, remotes
- Power steering w/tilt wheel
- Electric mirrors w/defrost
- Cruise control
- Sunvisors
- Defroster fans
- Chassis/house battery radio power switch
- Map lights
- Rearview monitor system w/black/white monitor and 1 way audio
- C.B. wire prep
- Auxiliary start circuit
- Full slider cab windows w/screen

Options

- Power driver's seat
- Passenger seat w/footrest
- Sirius satellite radio w/ 6 month paid subscription and ipod interface cable connector
- Side view monitor system
- Powered sunvisors (39N only)

Interior

- 37" LCD TV
- Home theater sound system: AM/FM radio, amplifier, CD/DVD player, receiver, 5 speakers and subwoofer
- Satellite system ready
- Video selection system
- Cab wraparound curtain
- Pleated shades (lounge and dining)
- OnePlace system center
- Dual glazed thermo insulated flush mounted windows

Options

- Washer/dryer combo
- Automatic King Dome satellite dish antenna, dual LNBs (front and bedroom)
- 26" LCD TV (front overhead)
- Rest Easy single control multi position lounge
- Rest Easy single control multi position lounge w/UltraLeather

Kitchen

- Corian solid surface countertops
- 2 door refrigerator/freezer (39N 4 door w/icemaker)
- Microwave w/vented range fan
- 3 burner Amana range top w/storage below
- Solid surface range and sink covers
- Mini blinds
- Powered roof vent

Options

- 4 door refrigerator/freezer w/icemaker (n/a 39N)
- Stainless steel microwave/convection oven w/vented range fan

Bath

- Laminate countertop
- Mini blinds (37G)
- Powered roof vent
- Built-in shower seat (NA 39N)

Bedroom

- Innerspring mattress
- 20" LCD TV w/remote (26" in 39N)
- Underbed storage (37G)
- Pleated shades
- Bunk beds/wardrobe w/privacy doors (39N)

Options

- Stereo System: AM/FM stereo, CD/DVD player, alarm clock, ipod/MP3 input, headphone jack
- 26" LCD TV (n/a 39N)
- 2 DVD player w/LCD monitors (bunk area) (39N only)
- King bed w/Serta mattress (39W only)

- King bed w/power adjustment and Ideal Rest memory foam mattress (39N only)

Exterior

- Patio awning
- KeyOne lock system
- Lighted storage compartments
- Amplified TV antenna system
- Automatic entrance steps
- Ladder

Options

- Entertainment Center: AM/FM stereo, DVD player, 32" LCD TV, remotes (39N only)
- 19' 6" electric patio awning w/wind sensor
- Lower front protective mask
- 8' manual or electric patio awning w/wind sensor (39W only)
- Electric entry door awning (39N only)

Heating & Cooling System

- TrueAir residential central air conditioning w/heat pump
- 40,000 BTU furnace

Electric System w/QuickPort

- Service Center: lighted, cable input, power cord, shoreline/generator automatic changeover switch, portable, satellite hookup
- 50 amp power cord
- 600 watt inverter/charger w/remote panel
- 6,000 watt Cummins Onan Quiet Diesel generator
- 2 deep cycle Group 31 marine/RV batteries
- Battery disconnect system (coach and chassis)
- PowerLine energy management system
- Automatic dual battery charge control
- Solar panel battery charger
- Chassis battery charger/maintainer

Options

- 5,500 watt Cummins Onan Marquis Gold generator (w/Workhorse chassis) (n/a 39N)

Plumbing System w/Quick Port

- Service Center: lighted, pressurized city water hook-up w/diverter fill, freshwater drain, drainage valves, exterior wash station w/pump switch, holding tank flushing system, 10' sewer hose
- 10 Gallon water heater w/motoraid
- TrueLevel holding tank monitoring system
- Winterization Package: water heater bypass valve and siphon tube
- Full coach water filtration system
- LP tank
- Heated holding tank compartment

Safety

- Seat belts

- Child seat anchor (dinette)
- LP, smoke and carbon monoxide detectors
- 10 BC fire extinguisher
- Ground fault interrupter
- High mount brake lights

See us for a complete list of standard features and available options.

All standard features and specifications are subject to change.