

## Winnebago Vista Motor Home Class A






If you are looking for Class A comfort, then check out the newly re-styled and upgraded 2010 Winnebago Vista. Available in three open and roomy floorplans that offer you a wide variety of amenities and options so you can customize it to fit your needs and lifestyle. New features such as a one-piece windshield and available side-view cameras. Model 32K give you the option of choosing a Workhorse chassis with either a gas or diesel engine.

Select from three interior fabric decors to pair with the beautiful Belmont or Sierra Maple with or without coffee glaze or deep Forest Cherry cabinetry that will provide plenty of storage space for all of your things. You'll also find additional storage below the sofa and dinette. These two pieces of furniture also easily convert to comfortable beds for more sleeping space.

A full featured galley in each model includes a large pantry, spacious countertops and appliances for all your mealtime needs. With a microwave oven, refrigerator/freezer, vented range hood and three burner range with an available oven you can cook all of your families favorite meals while on the road.

Get Class A comfort with at-home conveniences as you travel from place to place in your new Winnebago Vista today!



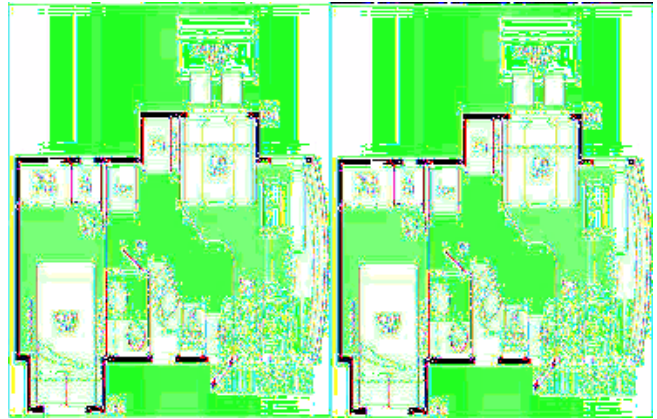
## 2010 Vista 32K



Winnebago Vista Bunkhouse Class A w/Double Slideouts, Rear Queen Bed w/Nightstands, Chest of Drawers w/TV Shelf Above/Wardrobe & Bunk Bed Slideout, Opt. Bunk DVD/LCD Monitor, Tub/Shower, Lav. & Toilet, Double Kitchen Sink, 3 Burner Range & U-Shaped Dinette Slideout, TV Location Above Cab Area, Sofa/Bed, Refrigerator, Pantry, Choice of Engine and Chassis & Much More. Ford Specifications Shown. Workhorse Gas or Diesel Available. Vista 32K Specifications

| Specification        | Description                                     |
|----------------------|---|
| Length               | 33'0"   |
| Width                | 8'5"  |
| Height               | 12'4"   |
| Interior Height      | 6'8"  |
| Hitch Weight         | 5,000 lbs                                       |
| Gross Weight         | 22,000 lbs                                      |
| Axle Weight          | 22,500 lbs                                      |
| Fresh Water Capacity | 75 gals   |
| Grey Water Capacity  | 46 gals   |
| Black Water Capacity | 44 gals   |
| Furnace BTU          | 35,000  |
| Sleeps               | 8   |
| Engine               | 6.8L V-10 Triton                                |
| Chassis              | Ford F-53                                       |
| Slides               | 2   |
| Exterior Color       | 1 Standard, 2 Deluxe, 3 Full Body Paint Choices |
| Interior Color       | Beechnut, Autumn Moss, Silver Ice               |


## 2009 Vista 26P



Double Slide Winnebago Vista Class A Motor Home w/Rear Queen Bed Slideout w/Nightstands, Wardrobe w/Drawers, TV Shelf, Folding Door Separating Bedroom From Bath w/Shower, Private Toilet Area w/Sink, Refrigerator/Pantry & Booth Dinette or Opt. Sofa/Bed w/2 Tables Slideout, TV Location Above Cab Area, Lounge Chair, 3 Burner Range w/Microwave, Double Kitchen Sink, Overhead Cabinets, Engine & Chassis Choice and More! Ford Specifications Shown, Workhorse Chassis Available. Vista 26P Specifications

| Specification        | Description                        |
|----------------------|------------------------------------|
| Length               | 26'10"                             |
| Width                | 8'5"                               |
| Height               | 12'4"                              |
| Interior Height      | 6'8"                               |
| Hitch Weight         | 5,000 lbs                          |
| Gross Weight         | 16,000 lbs                         |
| Axle Weight          | 17,500 lbs                         |
| Fresh Water Capacity | 64 gals                            |
| Grey Water Capacity  | 38 gals                            |
| Black Water Capacity | 43 gals                            |
| Furnace BTU          | 30,000                             |
| Sleeps               | 4                                  |
| Engine               | 6.8L V10 Triton                    |
| Chassis              | Ford F-53                          |
| Slides               | 2                                  |
| Exterior Color       | 6 color choices                    |
| Interior Color       | Beechnut, Copper Ridge, Silver Ice |

## 2009 Vista 30B




Single Slide Class A w/Rear Queen Bed, Nightstand, Wardrobe, Private Toilet Area w/Lav. & Med. Cabinet, Folding Door To Bedroom, Shower, Pantry/Storage Cabinet, Refrigerator, 3 Burner Range, Double Kitchen Sink, Lounge Chair, TV Above Cab Area, Sofa Bed & Booth Dinette Slideout, Choice of Engine & Chassis and Much More. Ford Specifications Shown. Workhorse Chassis Available.

Vista 30B Specifications

| Specification        | Description                        |
|----------------------|------------------------------------|
| Length               | 30'11"                             |
| Width                | 8'5"                               |
| Height               | 12'4"                              |
| Interior Height      | 6'8"                               |
| Hitch Weight         | 5,000 lbs                          |
| Gross Weight         | 18,000 lbs                         |
| Axle Weight          | 18,000 lbs                         |
| Fresh Water Capacity | 62 gals                            |
| Grey Water Capacity  | 57 gals                            |
| Black Water Capacity | 41 gals                            |
| Furnace BTU          | 30,000                             |
| Sleeps               | 6                                  |
| Engine               | 6.8L Triton V-10                   |
| Chassis              | Ford F-53                          |
| Slides               | 1                                  |
| Exterior Color       | 6 color choices                    |
| Interior Color       | Beechnut, Copper Ridge, Silver Ice |

## 2009 Vista 32K



Winnebago Vista Bunkhouse Class A w/Double Slideouts, Rear Queen Bed w/Nightstands, Chest of Drawers w/TV Shelf Above/Wardrobe & Bunk Bed Slideout, Opt. Bunk DVD/LCD Monitor, Tub/Shower, Lav. & Toilet, Double Kitchen Sink, 3 Burner Range & U-Shaped Dinette Slideout, TV Location Above Cab Area, Sofa/Bed, Refrigerator, Pantry, Choice of Engine and Chassis & Much More. Ford Specifications Shown. Workhorse Available.

Vista 32K Specifications

| Specification        | Description                        |
|----------------------|------------------------------------|
| Length               | 33'0"                              |
| Width                | 8'5"                               |
| Height               | 12'4"                              |
| Interior Height      | 6'8"                               |
| Hitch Weight         | 5,000 lbs                          |
| Gross Weight         | 22,000 lbs                         |
| Axle Weight          | 22,000 lbs                         |
| Fresh Water Capacity | 75 gals                            |
| Grey Water Capacity  | 46 gals                            |
| Black Water Capacity | 44 gals                            |
| Furnace BTU          | 35,000                             |
| Sleeps               | 8                                  |
| Engine               | 6.8L V-10 Triton                   |
| Chassis              | Ford F-53                          |
| Slides               | 2                                  |
| Exterior Color       | 6 color choices                    |
| Interior Color       | Beechnut, Copper Ridge, Silver Ice |

# Vista Features:

## Standard Features (2010)

### Chassis

- Ford F53 Chassis
- 362-hp 6.8L Super Duty V10 SEFI Triton® engine
- TorqShift™ 5-speed automatic transmission w/tow/haul
- 175-amp alternator (130 amp.early production)
- Hydraulic brakes w/ABS
- Trailer Hitch: 5,000 lb. drawbar/500 lbs. maximum vertical tongue weight
- 7- pin connector
- Stainless steel wheel liners

### Optional

- Automatic hydraulic leveling jacks
- Workhorse W22 (32K) Chassis
  - GM Vortec 8.1L V8 340 hp engine
  - Allison 1000 MH automatic 6-speed transmission w/overdrive
  - 145 amp alternator
- Workhorse W20 Diesel Chassis (30W & 32K)
  - Navistar MaxxForce V8 230 hp engine
  - Allison 1000 series 6 speed automatic transmission w/overdrive
  - 145 amp alternator

### Cab Conveniences

- Cab seats w/armrests, lumbar support, multi adjustable slide/recline/swivel
- AM/FM stereo w/CD
- Convenience tray w/cup holders
- Chassis/house battery radio power switch
- Power steering w/tilt wheel
- Wraparound curtain
- Cruise control
- Map lights
- Sunvisors
- C.B. wire prep

### Options

- Rearview monitor system w/one-way audio
- Sideview video camera system (requires rearview monitor system)
- Power mirrors w/defrost
- 6-way power driver seat
- Defroster fans
- AM/FM stereo w/CD/DVD player, input jack, remote and alarm clock

### Interior

- 32" LCD TV (n/a 30W w/available dining table /buffet / 40" LCD TV)

- Amplified digital TV antenna system
- Key activated slideroom master lock switch
- Satellite system ready
- Pleated blinds (lounge, dinette, bedroom)
- Mini blinds (galley)
- OnePlace system center
- Roof vent (lounge)  
Powered roof vent (bath)
- Tinted windows
- 12 volt powerpoints

### **Optional**

- 40" LCD TV w/dining table / buffet (30W)
- Tinted, dual glazed thermo-insulated windows
- Day/night pleated blinds (lounge, dinette, bedroom)
- Powered ventilator fan (lounge)
- Vinyl floor covering (excludes cab, slideroom floor and bedroom)
- Interior Upgrade Package: galley backsplash, Dream Dinette dining table, range cover, 2 sink covers, refrigerator insert upgrade, 2 throw pillows, flip-up countertop extension (n/a 30W)
- Satellite dish antenna

### **Galley**

- Laminated countertops
- 2 door refrigerator/freezer
- Microwave oven
- 3 burner range top w/storage below
- Vented range hood

### **Options**

- 3 burner range w/oven
- Microwave/convection oven

### **Bath**

- Laminate countertop
- Flexible shower head
- Textured glass shower door
- Skylight

### **Bedroom**

- Queen bed w/innerspring mattress
- Bedspread, pillows and shams
- Bunk beds w/foam mattresses and privacy curtains (32K)

### **Optional**

- 2 DVD players w/8.5" LCD monitors and headphones (bunk area) (32K)
- 19" LCD TV, cable wall input is provided

### **Exterior**

- Automatic entrance door stops
- Storage compartments
- Main entrance w/screen door
- Mud flaps
- Porch light

### **Optional**

- Patio awning
- Acrylic patio awning w/metal wrap (requires full-body paint)
- Ladder
- Entertainment Center: AM/FM stereo, CD player, remote, AC duplex, removable TV table, speakers and lockable compartment
- Premium high-gloss sidewall skin

### **Heating & Cooling System**

- 14,800 BTU roof air conditioner (26P & 30W)
- Two high efficiency roof mount air conditioners w/energy management system (32K)
- 30,000 BTU, low profile furnace (26P & 30W)
- 35,000 BTU low profile furnace (32K)

### **Optional**

- 1 A/C heat pump (26P, 30W)
- 2 high-efficiency A/C heat pumps (32K)

### **Electrical System**

- AC/DC load center, 45-amp, converter/charger (26P & 30W)
- AC/DC electric distribution system, 45-amp, converter/charger w/remote (32K)
- 30 amp power cord
- PowerLine energy management system (32K)
- 4,000 watt Cummins Onan MicroQuiet gas generator (26P & 30W)
- 5,500 watt Cummins Onan Marquis Gold gas generator (32K)
- 2 deep cycle, Group 24 batteries
- Battery disconnect system (chassis and coach)
- Automatic dual battery charge control
- Auxiliary start circuit

### **Optional**

- 50 amp power cord, shoreline/generator automatic changeover switch (32K)
- 3,600 watt Cummins Onan MicroQuiet LP generator (requires diesel chassis) (30W)
- 5,500 watt Cummins Onan Marquis Gold LP generator (requires diesel chassis) (32K)
- 300 watt inverter

### **Plumbing System**

- Service Center: cable TV input, pressurized city water hook-up w/diverter valve, drainage valve, portable satellite dish hookup, power cord 10' & sewer hose
- 6 gallon water heater
- Heated holding tank compartment
- LP tank
- On demand water pump

- TrueLevel holding tank monitoring system
- Winterization package: water heater bypass valve and siphon tube

### **Optional**

- Exterior wash station w/lighted pump switch
- 6 gallon 120VAC water heater w/motoraid

### **Safety**

- Seat belts
- Child seat anchor (forward facing dinette bench)
- LP, smoke and carbon monoxide detectors
- 10 BC fire extinguisher
- Ground fault interrupter
- High mount brake light

**See us for a complete list of features, available options & warranty info!**

**All standard features and specifications are subject to change.**