





Keystone RV Everest Fifth Wheels



The Keystone Everest fifth wheel makes a statement from the moment you walk in the door. Surrounded by elegant hand crafted maple, there is a feeling of distinction. You realize that you are not in just another fifth wheel, but rather the pinnacle of luxury that can only be Everest. Gorgeous solid surface counter tops with antique brass faucets are standard fare.

You'll find the Everest to be spacious and beautiful providing you with everything you need for restful comfort. Careful attention to detail is what makes these RV homes truly special. Residential quality furnishings that are covered in rich fabrics offer a warm welcome. Your everyday enjoyment will be multiplied by features like 6' 5" tall slide outs, large panoramic windows, and an LCD television with DVD and surround sound. Everest is sure to please.

Everest by Keystone strives to create an environment of convenience that maximizes your satisfaction. Even when you're on the road to adventure, you can still enjoy the conveniences of home. Love the difference with an Everest fifth wheel today!



2010 Everest 305T



Triple Slide Everest Fifth Wheel w/Rear Living Area Including Slideout Desk/Ent. Center, 2 Lounge Chairs w/Overhead Cabinets, Sofa Sleeper Hide-A-Bed & Free Standing Dinette Slide, Pantry, 12' Side-by-Side Refrigerator, 3 Burner Range, L-Shaped Counter w/Double Kitchen Sink, Overhead Cabinets, Bath w/Angle Shower, Private Toilet Area, Lav., Chest of Drawers, King Bed Slideout, Sliding Door Wardrobe, TV Wardrobe w/Drawers and Much More.

Everest 305T Specifications

Specification	Description
Length	35'3"
Width	8'0"
Height	13'0"
Hitch Weight	2,015 lbs
Dry Weight	11,517 lbs
Cargo Weight	2,498 lbs
Fresh Water Capacity	66 gals
Grey Water Capacity	85 gals
Black Water Capacity	50 gals
Furnace BTU	35,000
Sleeps	4
Tire Size	235/80R16E
Slides	3
Interior Color	Mocha Mist, Royal Onyx, Botanical

2010 Everest 340I



Quad Slide Keystone Everest Fifth Wheel w/Rear Living Area w/2 Lounge Chairs & Overhead Cabinets, Slideout Desk & Ent. Center, Slideout Sofa Sleeper Hide-A-Bed & Free Standing Dinette, L-Shaped Counter w/Double Sink, 3 Burner Range/12' Side-By-Side Refrigerator, Pantry, Side Aisle Bath w/Angle Shower, Sink & Toilet, Dbl. Bath Entry, Front Queen Bed Slide, Chest of Drawers, Master Closet w/Sliding Doors, Drawers w/TV and More!

Everest 340I Specifications

Specification	Description
Length	37'4"
Width	8'0"
Height	13'0"
Hitch Weight	2,385 lbs
Dry Weight	12,336 lbs
Cargo Weight	2,049 lbs
Fresh Water Capacity	66 gals
Grey Water Capacity	85 gals
Black Water Capacity	50 gals
Furnace BTU	35,000
Sleeps	4
Tire Size	235/80R16E
Slides	4
Interior Color	Mocha Mist, Royal Onyx, Botanical

2010 Everest 345S



Keystone Everest Fifth Wheel w/Quadruple Slides, Rear Living Area w/Wall Ent. Center, Overhead Cabinets, Hide-A-Bed Sofa Slideout, 2 Chairs & Free Standing Dinette Slideout, Counter with Stools, 12' Side-by-Side Refrigerator & 3 Burner Range Slideout, Center Counter w/DbL. Kitchen Sink, Pantry, Side Aisle Bath w/Angle Shower, Lavatory, Double Bath Entrance, Front King Bed Slide, Closet, Dresser, TV & More.

Everest 345S Specifications

Specification	Description
Length	37'0"
Width	8'0"
Height	12'8"
Hitch Weight	2,000 lbs
Dry Weight	12,351 lbs
Cargo Weight	1,649 lbs
Fresh Water Capacity	66 gals
Grey Water Capacity	85 gals
Black Water Capacity	50 gals
Furnace BTU	35,000
Sleeps	4
Tire Size	235/80R16E
Slides	4
Interior Color	Mocha Mist, Royal Onyx, Botanical

2010 Everest 348R



Quad Slide Everest Fifth Wheel w/Rear Living Area, 2 Lounge Chairs w/Overhead Cabinets, Desk/Ent. Center Slideout, Sofa Sleeper/Hide-A-Bed & Free Standing Dinette Slideout, L-Shaped Counter w/Double Kitchen Sink, 3 Burner Range & 12' Side-by-Side Refrigerator Slideout, Pantry, Linen Cabinet, Side Aisle Bath w/Angle Shower, Lavatory, & Toilet, Hall Linen Cabinet, Front Queen Bed Slideout w/Nightstand, Chest of Drawers, Wardrobes, TV & Much More.

Everest 348R Specifications

Specification	Description
Length	37'2"
Width	8'0"
Height	13'0"
Hitch Weight	2,205 lbs
Dry Weight	12,134 lbs
Cargo Weight	2,071 lbs
Fresh Water Capacity	66 gals
Grey Water Capacity	85 gals
Black Water Capacity	50 gals
Furnace BTU	35,000
Sleeps	4
Tire Size	235/80R16E
Slides	4
Interior Color	Mocha Mist, Royal Onyx, Botanical

2009 Everest 295TS



This Keystone Everest Fifth Wheel has a Triple Slideout, Rear Living Area w/2 Chairs, Sofa Bed & Free Standing Dinette Slideout, Desk/Ent. Center Slideout, Double Kitchen Sink, 3 Burner Range, Refrigerator, Private Toilet Area, Angle Shower, Front Bedroom Queen Bed Slideout w/Nightstand, Wardrobe, Chest of Drawers & More.

Everest 295TS Specifications

Specification	Description
Length	33'4"
Width	8'0"
Height	12'8"
Hitch Weight	1,895 lbs
Dry Weight	10,600 lbs
Cargo Weight	3,385 lbs
Fresh Water Capacity	68 gals
Grey Water Capacity	75 gals
Black Water Capacity	40 gals
Furnace BTU	35,000
Sleeps	4
Tire Size	235/80R16E
Slides	3
Interior Color	Royal Onyx, Mocha Mist, Sierra Fawn

2009 Everest 305T

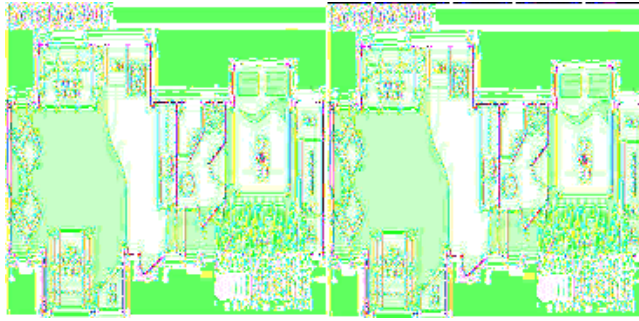


Triple Slide Everest Fifth Wheel w/Rear Living Area Including Slideout Desk/Ent. Center, 2 Lounge Chairs w/Overhead Cabinets, Sofa Sleeper Hide-A-Bed & Free Standing Dinette Slide, Pantry, 12' Side-by-Side Refrigerator, 3 Burner Range, L-Shaped Counter w/Double Kitchen Sink, Overhead Cabinets, Bath w/Angle Shower, Private Toilet Area, Lav., Chest of Drawers, King Bed Slideout, Sliding Door Wardrobe, TV Wardrobe w/Drawers and Much More.

Everest 305T Specifications

Specification	Description
Length	35'3"
Width	8'0"
Height	13'0"
Hitch Weight	2,015 lbs
Dry Weight	11,330 lbs
Cargo Weight	2,685 lbs
Fresh Water Capacity	68 gals
Grey Water Capacity	85 gals
Black Water Capacity	50 gals
Furnace BTU	35,000
Sleeps	4
Tire Size	235/80R16E
Slides	3
Interior Color	Mocha Mist, Royal Onyx, Botanical

2009 Everest 320T



Triple Slide Everest FW (stock only) by Keystone w/Rear Living Area, 2 Lounge Chairs, Sofa Sleeper/Pantry/Refrig./3 Burner Range Slideout, Dbl. Kitchen Sink, Overhead Cabinets, Free Standing Dinette w/Chairs & Ent. Center Slideout, Side Aisle Bath w/Angle Shower, Lavatory, Double Bath Entrance, King Bed Slide, Chest of Drawers, Wardrobe w/Sliding Doors, Wardrobe/TV and More.

Everest 320T Specifications

Specification	Description
Length	34'11"
Width	8'0"
Height	12'8"
Hitch Weight	2,295 lbs
Dry Weight	11,300 lbs
Cargo Weight	2,995 lbs
Fresh Water Capacity	68 gals
Grey Water Capacity	85 gals
Black Water Capacity	50 gals
Furnace BTU	35,000
Sleeps	4
Tire Size	235/80R16E
Slides	3
Interior Color	Royal Onyx, Mocha Mist, Sierra Fawn

Everest Features:

Standard Features (2010)

Exterior

- Everest-sized pass-thru storage with anti-skid flooring and 70" access door
- "Easy Tow" hi-gloss fiberglass front cap featuring:
 - 30% more turning radius
 - 18% better aerodynamics
 - "Hitch Assist" back-up mirror
 - Long lasting LCD hitch lights
- Hi-gloss fiberglass rear cap
- Reverse (back-up) lights
- One-piece, polypropylene underbelly
- "Thermashield 37" holding tank enclosure
- Triple ducted, heated holding tanks
- All-in-one "Waterworks" exterior utility center featuring:
 - "Easy Siphon" winterization system
 - Water heater by-pass
 - Enclosed low point drain shut-off valves
 - Heat vent for cold weather protection
 - Black tank flush
 - Soap dispenser
- 16" E-load radial tires with 8 lug wheels
- Heavy duty 6000 lb. axles
- Easy-Lube axles
- Dexter "EZ Flex" rubberized suspension system featuring:
 - Improved impact absorption
 - Improved axle equalization
 - Greasable "wet" bolts
 - Long lasting 1/2" thick shackle plates
 - Long lasting bronze bushings
- "No Sweat" vented attic system
- 50 AMP service with detachable power cord
- Hydraulic selector valves for slide-outs
- Easy open triple steps
- Extra large entrance door: 6'4" high and 30" wide
- Power front landing jacks
- Easy-to-access, front-facing snap jack pins
- Gutters with rain spouts
- Rear ladder
- Outside entertainment package featuring:
 - Two exterior stereo speakers
 - Cable TV hook-up
 - 110V outlet
- Tinted (80%) safety glass windows
- Wire and brace for 2nd A/C in bedroom
- Exterior shower
- Double insulation in roof and floor

Interior

- Glazed maple cabinet doors with 10 year warranty
- Glazed maple drawer fronts
- 12' side by side double door refrigerator
- 15,000 BTU ducted air conditioner with Quick Cool
- 35,000 BTU furnace
- Digital climate control center
- Heavy duty, residential ball bearing drawer guides
- 20" deep drawers where applicable
- Pre-drilled, screwed maple cabinetry with lumbercor styles
- Solid "Bird's Eye" maple slide trim
- Corian™ residential kitchen counter tops
- Stainless steel kitchen sink with large, deep bowls
- High rise, single lever kitchen faucet
- Space-saver silverware tray
- Message center (select models)
- Refrigerator and stove storage drawers (select models)
- Flush-mounted range cover
- Summit Pack
- Jensen AWM970 AM/FM stereo, CD and DVD player with surround sound
- Optimum Lighting Package featuring:
 - Flush mounted halogen lights
 - Directional can lights at sofa with switch
 - 12V designer wall lights
 - 12V under-cabinet dinette light
 - Directional can lights above bed with switch
- "Sleep and Store" air mattress sofa
- 4 high back dinette chairs with storage seats
- 5-Way Free standing dinette table with 2 expandable leaves and sliding tabletop with storage
- Digital TV antenna with built-in amplifier
- Dual cable and satellite ready TV hook-ups
- Extra tall 6'5" main slide room height
- Day/night shades
- Ceiling fan with light kit
- Create-A-Breeze roof vent in kitchen with push button operation
- Telephone jack
- LP leak detector
- Monitor panel
- 38" garden shower with molded seat
- One-piece, marble-finished shower surround
- Translucent glass shower door and enclosure
- Residential handheld massaging shower head
- Skylight over shower
- Solid-surface lavatory counter top
- Porcelain foot-flush toilet
- Single-level master bedroom suite (no step from bath to bed)
- Residential king size bed (most models)
- Residential style headboard
- Residential style chest of drawers in bedroom
- Quilted bedspread and pillows
- Cloth recliners/gliders
- Washer/dryer prep
- Carbon monoxide detector
- Desk chair (where available)

Construction

Wall Construction (R-11)

- Gel-coated fiberglass exterior
- 1/8" Luan wood backer
- Second layer 1/8" Luan wood backer with staggered seams
- Hi-density block foam insulation
- Radius window corner blocks
- 2" Welded aluminum side wall studs
- Fiberglass batten insulation
- Molded, high-gloss fiberglass front and rear caps
- Metal backing strips

Roof Construction (R-15)*

- Aluminum radius roof corner molding wrap
- One-piece EPDM rubber roof with 12-year warranty
- 3/8" Fully walkable roof decking
- Double fiberglass batten insulation*
- 5" Snow load galvanized steel roof trusses
- 1/8" Ceiling decking with vinyl protection

Floor Construction (R-30)*

- Residential grade carpet with stain protection
- Residential grade carpet padding
- 5/8" Seamless wood floor decking with 25 year limited warranty
- Double fiberglass batten insulation*
- Darco wrap (main floor)
- "Thermashield 37" holding tank insulation
- One-piece, fluted polypropylene fully enclosed sub-floor
- 3" Floor joists on 12" - 16" centers

Tires and Chassis

- 10" Steel "powder coated" I-beam frame
- 16" E-load radial tires
- EZ lube, 8-lug axles
- Dexter EZ Flex rubberized suspension system

* Included in Summit Package.

Options

- Fireplace (most models)
- Slide-out awnings
- Dual A/C package
- Create-a-Breeze roof vent - bedroom
- Garden tub IPO garden shower
- Generator prep
- Hi-gloss fiberglass sidewalls
- Euro-style reclining chair – one or two
- Booth dinette (most models)
- 2 bar stools
- Ottoman with storage

- End table and table lamp
- Central vacuum system
- CSA construction
- Dual pane windows

Summit Package

- Includes the following pre-selected items:
 - 32" LCD television (305T, 3401, 344S, 348R)
 - 42" LCD television (345S, 352L)
 - 19" LCD television in bedroom
 - Aluminum wheels
 - Electric rear stabilizer jacks
 - Therma Shield 37 holding tank enclosure
 - Electric awning
 - Deluxe pillowtop mattress
 - Gourmet kitchen including:
 - 12 cu. ft. SBS refrigerator
 - 30" OTR convection microwave
 - Sealed burner 22" oven
 - Sliding pots and pans drawer

See us for a complete list of features & available options!

All standard features and specifications are subject to change.