





## Dutchmen RV Classic Travel Trailers



The Dutchmen Classic DSL travel trailers and mid-profile fifth wheels continue to be a best seller because Dutchmen means high quality and value. Year after year the focus remains the same, providing you the customer with an innovative product loaded with standard equipment and unique features.

These travel trailers and fifth wheels give you a large number of floorplan styles to choose from featuring large living areas and kitchens, oversized bath and bedrooms, and abundant storage areas. Floorplans ranging in size from 24' to 38' feet provide you with a selection to choose from that not only fits your family but that you are comfortable towing. Dutchmen's attention to detail in design and construction is why customer's always return when ready to purchase a new travel trailer or fifth wheel. Dutchmen can get you on the road enjoying your next adventure in a recreational vehicle that you will absolutely love!



## 2008 Classic 26S-DSL




Double Slide, Rear Bath w/Tub, Folding Table Top, Rear Bunk Slideout w/Oversized Lower Bunk, Closet w/Countertop (TV), Refrig., 3 Burner Range, Double Kitchen Sink, Booth Dinette Slideout, Dinette Bench w/Folding Table Top, Front Queen Bed w/Storage Plus, Laundry Hamper, Nightstands & More.

### Classic 26S-DSL Specifications

Specification	Description
Length	29'1"
Width	8'0"
Height	11'4"
Hitch Weight	745 lbs
Dry Weight	6,505 lbs
Gross Weight	9,680 lbs
Cargo Weight	3,175 lbs
Fresh Water Capacity	52 gals
Grey Water Capacity	42 gals
Black Water Capacity	42 gals
Furnace BTU	30,000
Sleeps	6
Tire Size	ST225/75/R15D
Slides	2

## 2008 Classic 31L-DSL-BS




Dutchmen Classic Double Slide Rear Living Space w/Lounge Chairs, Ent. Center, Slideout Dinette Plus/Sofa Bed, King Bed Slide Out, Dresser, Wardrobe, Refrigerator, 3 Burner Range, Double Kitchen Sink, Counter Extension, Overhead Storage Cabinets, and More.

### Classic 31L-DSL-BS Specifications

Specification	Description
Length	35'7"
Width	8'0"
Height	11'4"
Hitch Weight	927 lbs
Dry Weight	7,604 lbs
Gross Weight	9,680 lbs
Cargo Weight	2,076 lbs
Fresh Water Capacity	46 gals
Grey Water Capacity	84 gals
Black Water Capacity	42 gals
Furnace BTU	34,000
Sleeps	6
Tire Size	ST225/75R15D
Slides	2

## 2008 Classic 31N-DSL



Dutchmen Classic Double Slide, Slide Out Rear Bunkhouse, Slide Out Bunk Beds, Bunk Bed Over Wardrobe/Ent. Center, Toilet, Sink, Tub, Pantry, Refrigerator, 3 Burner Range, Double Kitchen Sink, Slide Out U-Shaped Dinette/Hide-A-Bed, Ent. Center, Front Bedroom, Queen Bed, Nighstands, and More.

### Classic 31N-DSL Specifications

Specification	Description
Length	35'8"
Width	8'0"
Height	11'4"
Hitch Weight	1,235 lbs
Dry Weight	8,078 lbs
Gross Weight	9,680 lbs
Cargo Weight	1,602 lbs
Fresh Water Capacity	60 gals
Grey Water Capacity	42 gals
Black Water Capacity	42 gals
Furnace BTU	34,000
Sleeps	7
Tire Size	ST225/75/R15
Slides	2

## Classic Features:

### Standard Features (2008)

#### Appliances & Electrical

- 12 volt demand water pump
- Safety equipment: Fire extinguisher, smoke/LP/CO detector
- 110 volt duplex receptacles inside and out
- 55 amp converter w/battery charger
- Hydro flame forced air, DSI furnace w/wall thermostat

#### Kitchen

- Norcold double door gas/electric refrigerator
- Range hood w/12 volt light and exhaust fan
- Larger "Dinette Plus" eating area
- Double bowl sink w/high rise faucet
- Countertop extension (see floor plan)

#### Bath

- ABS tub/shower surround
- Medicine Cabinet w/Mirror
- 12 volt power exhaust roof vent in bath
- GFI protected 110 volt duplex receptacle
- Aqua Magic foot flush toilet
- Glass shower door (neo-angle showers)

#### Misc.

- Hardwood arched cabinet doors
- Lift-Up bed platform with storage below
- Slide-Out overhead cabinet (livingroom only)
- Mini-blinds throughout
- Brushed nickel cabinet door hardware
- Coat hooks
- Residential tile-like linoleum
- Living room carpet (where possible)

#### Construction

- I-beam cambered chassis
- ALKO leaf spring axle
- Tandem axles w/4 wheel electric brakes
- Large support outriggers w/solid continuous weld
- Double entry steps
- Rear bumper w/sewer hose storage
- Fiberglass insulation R-7
- Rain gutter w/corner downspout
- 1 piece seamless rubber roof
- Full walk-on roof with 5" trusses and 3/8" decking

- Hitch light
- Pass-through storage light

### **Optional**

- 5-in-1 surround sound home theater system (DSL & M5 models)
- 13.5 BTU roof air conditioning
- Microwave Oven
- Patio awning
- Skylight over tub
- TV antenna w/power booster and cable jack, satellite prep
- 3 Burner Range w/Oven
- Pac-n-Play storage
- Executive Chairs
- Exterior spray and wash station
- Stabilizer jacks

**See us for a complete list of features and options!**

**All Standard Features and Specifications Are Subject To Change.**